

*Please remember to sign the Visitor’s Register – Thank you.*

**Finance Committee Meeting Agenda  
Monday, October 16, 2017  
7:00 P.M. – TEAO, Room 200**

**PAGE NUMBER**

**1. Approval of Minutes – Meeting on September 19, 2017 .....2**

**2. Monthly/Year to Date Financial Reports – September 2017 .....4**

**3. Capital Funding/Fund Balance.....47**

**4. 2018-2019 Budget Development Calendar.....50**

**5. Committee Goals**

**6. Public Comment**

**7. Future Meeting**

**Tuesday, November 14, 2017**

**Committee Goals**

1. Assist in the formulation and review of the District budget. Identify and review budget impact items.
2. Maintain the budget projection model using financial strategies and assumptions approved by the Committee.
3. Review fund balance commitment strategies and analyze the impact for budget development.
4. Identify the District’s finance and budget related information to be communicated to our community residents and work with the District’s communication contact to compose and distribute the information.
5. Support advocacy strategy to promote legislation related to improving the District’s financial and budget situation.
6. Work in conjunction with the Facilities Committee to maintain funding of the capital improvement plan.
7. Review District-initiated assessment appeal procedures in light of recent legal developments and monitor other District’s appeal procedures.

Draft  
**Finance Committee Meeting Minutes**

**September 19, 2017**  
**TEAO Room 200**  
**7:00 P.M.**

**Attending all or part of the meeting:**

**Board Committee Members:** **Todd Kantorczyk, Chair, Kevin Buraks, Roberta Hotinski, Rev. Scott Dorsey**

**Other Board Members:** **Douglas Carlson, Edward Sweeney, Kate Murphy, Michele Burger, Virginia Lastner**

**T/E School District Representatives:** **Dr. Rich Gusick, Chris Groppe, Jeanne Pocalyko, Art McDonnell, David Francella, Marianne Cleary, Dr. Oscar Torres, Dr. Mike Szymendera, Dr. Wendy Towle**

**Other:** **None**

**Community Members:** **Heather Ward, Tina Whitlow, Ray Clarke, Travis Hartley, Peg Layden, Doug Anestad, Christine Wright, Liliane Min**

**Approval of Minutes:**

- The Committee approved the minutes of the May 31, 2017 meeting.

**Monthly/Year to Date Financial Report – May/July/August 2017:**

- The Committee reviewed the Treasurer’s Report for August 2017 as the most recent month. Mr. Francella reported that revenue is consistent with the prior year, with delinquent taxes trending slightly lower. Spending is slightly behind last year, primarily due to the timing of the expenditures.

**Property Tax Appeals Update:**

- Mr. Francella reviewed the tax appeals filed by taxpayers that will impact the 2018-19 fiscal year. The eighty-three (83) residential properties appealed have a potential tax revenue loss of \$51,575; the six (6) commercial properties appealed have a potential tax revenue loss of \$44,746.
- Mr. Kantorczyk reviewed the July 2017 ruling by the PA Supreme Court regarding District initiated appeals. He explained that based on this case, the decision was made not to file any District-initiated tax appeals this year. Mr. Francella and Mr. McDonnell reviewed the parameters used to identify these appeals and how they could be used for both residential and commercial properties based on the PA Supreme Court ruling in the future. The revised parameters identified 15 residential and commercial properties for appeal, which would have provided an estimated \$293,546 in additional tax revenue for the District. The Committee discussed revisiting this case and its impact on tax appeals prior to next year’s filing deadline to determine next steps.

Draft  
**Finance Committee Meeting Minutes**

**Back to School Transportation Report:**

- Mrs. Cleary provided the annual back to school report for the Transportation Department. During 2016-17, District buses traveled 1.6 million miles. For 2017-18, the District has over 6,000 bus stops transporting students to eight (8) District, 39 non-public and 23 special needs schools.
- Mrs. Cleary also stated that the District is in the process of fitting 10 more buses with cameras this year, with the long-range goal of having cameras in all buses by the end of 2019 school year.

**2018-19 Budget Development Calendar:**

- Mr. McDonnell reviewed the District's 2017-18 budget calendar, Act 1 deadlines, school code deadlines and election dates.
- Mr. McDonnell reported that the State released the 2018-19 Act 1 index of 2.4%. This would equate to approximately \$2.6M in property tax revenue if applied to the District's current millage rate and the assessed property values from Chester County.

**Committee Goals:**

- Mr. Kantorczyk reviewed the Committee Goals for the upcoming year, with the Committee agreeing on a new goal concerning the District initiated appeal procedure. Mr. McDonnell added that the Capital Improvement Plan goal could translate to transfer to the capital fund in support of infrastructure projects.

**Public Comment:**

- Douglas Anestad commented on the Treasurer's Report.
- Christine Wright commented on negotiations.
- Ray Clarke commented on the budget calendar.
- Liliane Min commented on the Transportation Report.

**Adjournment:**

- The meeting adjourned at approximately 8:16 P.M.

**Next Meeting:**

The next meeting is Monday, October 16, 2017.

**TREDYFFRIN/EASTTOWN SCHOOL DISTRICT**  
**TREASURER'S REPORT**  
**September 2017**

**SCHEDULES**

- A. FUND BALANCE
- B. INVESTMENTS
- C. REVENUES SUMMARY
- D. REVENUES
- E. APPROPRIATIONS SUMMARY
- F. APPROPRIATIONS
- G. BUDGET TRANSFERS
- H. STUDENT ACTIVITY FUNDS
- I. CAPITAL PROJECTS FUND
- J. CAPITAL PROJECTS BONDS FUND
- K. CAFETERIA FUND
- L. CHECK REGISTER
- M. TRUST FUND

**TREDYFFRIN/EASTTOWN SCHOOL DISTRICT**  
**INCOME REPORT**  
**SEPTEMBER**  
**2017 - 2018**

		<b>A</b>	<b>B</b>	<b>C = B - A</b>	<b>D = C / A</b>	<b>E</b>	<b>F</b>	<b>G = F - E</b>	<b>H = G / E</b>
		<b>Budget</b>	<b>Year-To-Date</b>	<b>Budget</b>	<b>% of</b>	<b>Budget</b>	<b>Year-To-Date</b>	<b>Budget</b>	<b>% of</b>
		<b>2017-2018</b>	<b>Income</b>	<b>Variance</b>	<b>Variance</b>	<b>2016-2017</b>	<b>Income</b>	<b>Variance</b>	<b>Variance</b>
<b>Local Income:</b>									
6111	Real Estate Taxes	106,826,744.00	96,262,306.48	(10,564,437.52)	-9.89%	101,177,619.00	93,563,304.75	(7,614,314.25)	-7.53%
6112	Interim R E Taxes	465,982.00	100,758.40	(365,223.60)	-78.38%	319,507.00	24,407.59	(295,099.41)	-92.36%
6113	Public Utility	115,049.00	0.00	(115,049.00)	-100.00%	114,690.00	0.00	(114,690.00)	-100.00%
6150	R.E. Transfer - 511	2,841,790.00	1,079,575.26	(1,762,214.74)	-62.01%	2,286,855.00	1,079,046.03	(1,207,808.97)	-52.82%
6154	Amusement Tax	26,521.00	4,329.63	(22,191.37)	-83.67%	25,765.00	7,013.40	(18,751.60)	-72.78%
6400	Delinquent Tax	1,136,594.00	163,577.07	(973,016.93)	-85.61%	1,282,078.00	245,357.59	(1,036,720.41)	-80.86%
6510	Investment Income	222,335.00	89,566.25	(132,768.75)	-59.72%	213,979.00	94,859.33	(119,119.67)	-55.67%
6700	Parking Revenue	54,000.00	54,000.00	0.00	0.00%	54,000.00	54,000.00	0.00	0.00%
6700	Student Activities Revenue	172,870.00	95,588.00	(77,282.00)	-44.71%	186,942.00	103,645.00	(83,297.00)	-44.56%
6800	Revenue from the IU	780,564.00	0.00	(780,564.00)	-100.00%	784,803.00	0.00	(784,803.00)	-100.00%
6910	Rentals	560,872.00	61,023.00	(499,849.00)	-89.12%	557,676.00	59,583.50	(498,092.50)	-89.32%
6911	Teamer Field Rental	0.00	0.00	0.00	0.00%	0.00	0.00	0.00	0.00%
6920	PTO Donations	63,236.00	70.00	(63,166.00)	-99.89%	76,246.00	0.00	(76,246.00)	-100.00%
6940	Current tuition	8,290.00	0.00	(8,290.00)	-100.00%	8,255.00	0.00	(8,255.00)	-100.00%
6990	Miscellaneous Revenue	157,834.00	70,850.65	(86,983.35)	-55.11%	154,973.00	71,523.24	(83,449.76)	-53.85%
6990	Advertising Revenue	0.00	0.00	0.00	0.00%	0.00	0.00	0.00	0.00%
	<b>Total Local Income</b>	<b>113,432,681.00</b>	<b>97,981,644.74</b>	<b>(15,451,036.26)</b>	<b>-13.62%</b>	<b>107,243,388.00</b>	<b>95,302,740.43</b>	<b>(11,940,647.57)</b>	<b>-11.13%</b>
<b>State Income:</b>									
7110	Basic Subsidy	3,468,842.00	430,058.00	(3,038,784.00)	-87.60%	3,186,363.00	413,310.00	(2,773,053.00)	-87.03%
7160	Tuition for Orphans	68,465.00	0.00	(68,465.00)	-100.00%	68,465.00	0.00	(68,465.00)	-100.00%
7271	Special Education	2,220,807.00	676,773.00	(1,544,034.00)	-69.53%	2,220,807.00	676,482.00	(1,544,325.00)	-69.54%
7310	Transportation	1,737,529.00	0.00	(1,737,529.00)	-100.00%	1,737,529.00	0.00	(1,737,529.00)	-100.00%
7320	Rentals and Sinking Fund	315,000.00	27,212.87	(287,787.13)	-91.36%	338,171.00	0.00	(338,171.00)	-100.00%
7330	Health Services	154,891.00	0.00	(154,891.00)	-100.00%	154,888.00	0.00	(154,888.00)	-100.00%
7340	State Property Tax Reduction	2,099,853.00	1,049,926.00	(1,049,927.00)	-50.00%	2,099,990.00	1,049,994.00	(1,049,996.00)	-50.00%
7501	PA Accountability Grants	199,614.00	0.00	(199,614.00)	-100.00%	147,247.00	0.00	(147,247.00)	-100.00%
7599	Other State Rev	0.00	0.00	0.00	0.00%	0.00	0.00	0.00	#DIV/0!
7810	Social Security	2,184,110.00	0.00	(2,184,110.00)	-100.00%	2,146,980.00	0.00	(2,146,980.00)	-100.00%
7820	Retirement	9,214,538.00	0.00	(9,214,538.00)	-100.00%	8,353,967.00	0.00	(8,353,967.00)	-100.00%
	<b>Total State Income</b>	<b>21,663,649.00</b>	<b>2,183,969.87</b>	<b>(19,479,679.13)</b>	<b>-89.92%</b>	<b>20,454,407.00</b>	<b>2,139,786.00</b>	<b>(18,314,621.00)</b>	<b>-89.54%</b>
8000	<b>Federal Projects</b>	<b>750,587.00</b>	<b>3,287.43</b>	<b>(747,299.57)</b>	<b>-99.56%</b>	<b>805,946.00</b>	<b>59,321.86</b>	<b>(746,624.14)</b>	<b>-92.64%</b>
9000	<b>Other Fin. Sources</b>	<b>0.00</b>	<b>0.00</b>	<b>0.00</b>	<b>0.00%</b>	<b>0.00</b>	<b>0.00</b>	<b>0.00</b>	<b>0.00%</b>
	<b>TOTAL INCOME</b>	<b>135,846,917.00</b>	<b>100,168,902.04</b>	<b>(35,678,014.96)</b>	<b>-26.26%</b>	<b>128,503,741.00</b>	<b>97,501,848.29</b>	<b>(31,001,892.71)</b>	<b>-24.13%</b>

**TREDYFFRIN/EASTTOWN SCHOOL DISTRICT  
EXPENDITURE REPORT  
SEPTEMBER  
2017-2018**

	A	B	C = A - B	D = B / A	E	F	G = E - F	H = F / E	
		2017-2018				2016-2017			
		Year-to-Date				Year-to-Date			
	Budget	Expenditures and Encumbrances	Remaining Budget	% of Budget	Budget	Expenditures and Encumbrances	Remaining Budget	% of Budget	
<b>INSTRUCTION:</b>									
1100	Regular Programs	61,356,300.00	49,330,861.96	12,025,438.04	80.40%	58,609,402.00	47,309,780.10	11,299,621.90	80.72%
1200	Special Programs	22,712,293.00	13,051,600.27	9,660,692.73	57.46%	19,212,683.00	13,473,581.25	5,739,101.75	70.13%
1300	Vocational Ed.	780,000.00	0.00	780,000.00	0.00%	620,000.00	620,000.00	0.00	100.00%
1400	Other Instr. Prog.	271,329.00	220,622.11	50,706.89	81.31%	119,542.00	233,316.71	(113,774.71)	195.18%
	<b>Sub-total</b>	<b>85,119,922.00</b>	<b>62,603,084.34</b>	<b>22,516,837.66</b>	<b>73.55%</b>	<b>78,561,627.00</b>	<b>61,636,678.06</b>	<b>16,924,948.94</b>	<b>78.46%</b>
<b>SUPPORTING SERVICES:</b>									
2100	Pupil Personnel	5,281,791.00	4,613,197.06	668,593.94	87.34%	4,994,023.00	4,204,017.21	790,005.79	84.18%
2200	Instructional	3,831,926.00	3,339,899.30	492,026.70	87.16%	3,775,247.00	2,856,015.30	919,231.70	75.65%
2300	Administration	8,085,423.00	7,129,280.33	956,142.67	88.17%	8,028,517.00	6,612,881.68	1,415,635.32	82.37%
2400	Pupil Health	1,381,561.00	931,317.54	450,243.46	67.41%	1,256,362.00	978,778.86	277,583.14	77.91%
2500	Business	1,571,976.00	1,181,570.37	390,405.63	75.16%	1,441,011.00	1,226,963.62	214,047.38	85.15%
2600	Oper/Main. of Plt	12,247,534.00	9,286,467.98	2,961,066.02	75.82%	11,967,733.00	9,084,959.82	2,882,773.18	75.91%
2700	Student Transportati	7,561,497.00	7,610,697.84	(49,200.84)	100.65%	6,953,836.00	4,541,307.17	2,412,528.83	65.31%
2800	Support Services	3,110,815.00	2,555,934.83	554,880.17	82.16%	2,944,152.00	2,198,796.44	745,355.56	74.68%
2900	Other Support Svcs	554,488.00	389,821.17	164,666.83	70.30%	554,483.00	390,567.58	163,915.42	70.44%
	<b>Sub-total</b>	<b>43,627,011.00</b>	<b>37,038,186.42</b>	<b>6,588,824.58</b>	<b>84.90%</b>	<b>41,915,364.00</b>	<b>32,094,287.68</b>	<b>9,821,076.32</b>	<b>76.57%</b>
<b>NON-INSTRUCTIONAL PROGRAMS:</b>									
3200	Student Activities	405,774.00	424,087.97	(18,313.97)	104.51%	402,574.00	396,935.29	5,638.71	98.60%
3300	Community Service	0.00	0.00	0.00	0.00%	0.00	0.00	0.00	0.00%
	<b>Sub-total</b>	<b>405,774.00</b>	<b>424,087.97</b>	<b>(18,313.97)</b>	<b>104.51%</b>	<b>402,574.00</b>	<b>396,935.29</b>	<b>5,638.71</b>	<b>98.60%</b>
<b>OTHER SERVICES:</b>									
5100	Debt Service	6,740,525.00	1,060,262.38	5,680,262.62	15.73%	6,873,350.00	1,322,293.13	5,551,056.87	19.24%
5200	Fund Transfers	3,525,000.00	0.00	3,525,000.00	0.00%	1,517,477.00	0.00	1,517,477.00	0.00%
5900	Budgetary Reserve	2,253,500.00	0.00	2,253,500.00	0.00%	2,000,000.00	0.00	2,000,000.00	0.00%
	<b>Sub-total</b>	<b>12,519,025.00</b>	<b>1,060,262.38</b>	<b>11,458,762.62</b>	<b>8.47%</b>	<b>10,390,827.00</b>	<b>1,322,293.13</b>	<b>9,068,533.87</b>	<b>12.73%</b>
<b>TOTAL</b>		<b>141,671,732.00</b>	<b>101,125,621.11</b>	<b>40,546,110.89</b>	<b>71.38%</b>	<b>131,270,392.00</b>	<b>95,450,194.16</b>	<b>35,820,197.84</b>	<b>72.71%</b>

**TREDYFFRIN/EASTTOWN SCHOOL DISTRICT  
TREASURER'S REPORT  
General Fund  
September 2017**

	<b>2017-2018</b>
FUND BALANCE:	
AS OF July 1, 2017	<b>32,886,803.00</b>
ADD Y-T-D REVENUES	<b>100,168,902.04</b>
DEDUCT Y-T-D EXPENDITURES	<b>(21,237,619.75)</b>
AS OF September, 2017	<u><b>111,818,085.29</b></u>
CASH BANK BALANCE	<b>22,049,168.59</b>
INVESTMENTS	<b>93,039,000.00</b>
DUE FROM/(TO)	<b>2,649,214.39</b>
AVAILABLE CASH BALANCE, September, 2017	<u><b>117,737,382.98</b></u>

TREDYFFRIN/EASTTOWN SCHOOL DISTRICT

Cash and Investments Schedule

GENERAL FUND

as of Sept 30, 2017

BANK	DESCRIPTION	PURCHASE DATE	MATURITY DATE	RATE	AMOUNT
PLGIT	Certificate of Deposits	10/4/2016	10/4/2017	0.75%	247,000.00
PLGIT	Certificate of Deposits	10/4/2016	10/4/2017	0.75%	247,000.00
PLGIT	Certificate of Deposits	10/4/2016	10/4/2017	0.75%	247,000.00
PLGIT	Certificate of Deposits	10/4/2016	10/4/2017	0.65%	248,000.00
PLGIT	Term	4/4/2017	10/5/2017	1.25%	750,000.00
PLGIT	Certificate of Deposits	1/11/2017	10/10/2017	0.90%	248,000.00
PLGIT	Certificate of Deposits	1/11/2017	10/10/2017	0.85%	248,000.00
PLGIT	Certificate of Deposits	10/11/2016	10/11/2017	0.95%	247,000.00
PLGIT	Certificate of Deposits	10/11/2016	10/11/2017	0.85%	247,000.00
PLGIT	Certificate of Deposits	10/11/2016	10/11/2017	0.80%	247,000.00
PLGIT	Term	5/22/2017	10/12/2017	1.20%	2,000,000.00
PSDLAF	Term	10/12/2016	10/12/2017	0.65%	1,000,000.00
PSDLAF	Term	1/18/2017	10/16/2017	0.70%	500,000.00
PSDLAF	Certificate of Deposits	10/21/2016	10/23/2017	0.95%	245,000.00
PLGIT	Certificate of Deposits	10/24/2016	10/24/2017	0.80%	247,000.00
PLGIT	Term	4/24/2017	10/25/2017	1.23%	1,000,000.00
PLGIT	Certificate of Deposits	11/9/2016	11/9/2017	0.80%	247,000.00
PLGIT	Certificate of Deposits	11/9/2016	11/9/2017	0.75%	247,000.00
PLGIT	Certificate of Deposits	11/9/2016	11/9/2017	0.75%	247,000.00
PLGIT	Certificate of Deposits	11/9/2016	11/9/2017	0.75%	247,000.00
PLGIT	Certificate of Deposits	11/15/2016	11/15/2017	0.92%	247,000.00
PLGIT	Term	8/10/2017	11/16/2017	1.30%	2,500,000.00
PLGIT	Certificate of Deposits	11/18/2016	11/20/2017	0.86%	247,000.00
PLGIT	Certificate of Deposits	11/18/2016	11/20/2017	0.75%	247,000.00
PLGIT	Term	3/1/2017	11/27/2017	1.23%	1,200,000.00
PLGIT	Certificate of Deposits	12/7/2016	12/7/2017	1.05%	247,000.00
PLGIT	Term	3/21/2017	12/18/2017	1.30%	250,000.00
PLGIT	Certificate of Deposits	12/21/2016	12/21/2017	0.95%	247,000.00
PLGIT	Certificate of Deposits	12/21/2016	12/21/2017	0.95%	247,000.00
PLGIT	Certificate of Deposits	12/21/2016	12/21/2017	0.95%	247,000.00
PLGIT	Certificate of Deposits	12/21/2016	12/21/2017	0.95%	247,000.00
PLGIT	Certificate of Deposits	6/28/2017	12/26/2017	1.25%	248,000.00
PLGIT	Term	8/25/2017	12/29/2017	1.33%	10,000,000.00
PLGIT	Term	8/31/2017	12/29/2017	1.32%	6,000,000.00
PLGIT	Certificate of Deposits	1/11/2017	1/11/2018	1.00%	247,000.00
PLGIT	Certificate of Deposits	1/11/2017	1/11/2018	1.10%	246,000.00
PSDLAF	Term	1/18/2017	1/18/2018	0.80%	1,000,000.00
PLGIT	Certificate of Deposits	1/26/2017	1/26/2018	1.10%	246,000.00
PLGIT	Certificate of Deposits	1/26/2017	1/26/2018	1.00%	247,000.00
PLGIT	Certificate of Deposits	1/26/2017	1/26/2018	0.95%	247,000.00
PLGIT	Certificate of Deposits	1/26/2017	1/26/2018	0.90%	247,000.00



BANK	DESCRIPTION	PURCHASE DATE	MATURITY DATE	RATE	AMOUNT
PLGIT	Term	8/22/2017	2/5/2018	1.30%	9,000,000.00
PLGIT	Term	8/10/2017	2/6/2018	1.29%	6,000,000.00
PLGIT	Term	8/31/2017	2/27/2018	1.29%	5,000,000.00
PLGIT	Term	5/4/2017	3/2/2018	1.30%	1,185,000.00
PLGIT	Term	9/8/2017	3/12/2018	1.31%	1,500,000.00
PLGIT	Certificate of Deposits	6/28/2017	3/26/2018	1.40%	247,000.00
PSDLAF	Term	3/28/2017	3/28/2018	0.90%	3,250,000.00
PLGIT	Certificate of Deposits	4/11/2017	4/11/2018	1.20%	246,000.00
PLGIT	Term	7/28/2017	4/24/2018	1.35%	5,000,000.00
PLGIT	Term	8/10/2017	5/7/2018	1.36%	1,500,000.00
PLGIT	Term	8/22/2017	5/18/2018	1.40%	7,500,000.00
PLGIT	Term	8/31/2017	5/21/2018	1.39%	2,000,000.00
PSDLAF	Certificate of Deposits	5/22/2017	5/22/2018	1.00%	245,000.00
PLGIT	Term	5/26/2017	5/25/2018	1.30%	750,000.00
PSDLAF	Certificate of Deposits	5/25/2017	5/25/2018	1.05%	245,000.00
PSDLAF	Certificate of Deposits	5/25/2017	5/25/2018	1.05%	245,000.00
PSDLAF	Certificate of Deposits	5/29/2017	5/29/2018	1.10%	245,000.00
PSDLAF	Certificate of Deposits	5/30/2017	5/30/2018	1.05%	245,000.00
PSDLAF	Certificate of Deposits	5/30/2017	5/30/2018	1.05%	245,000.00
PSDLAF	Certificate of Deposits	6/2/2017	6/1/2018	1.10%	245,000.00
PLGIT	Term	9/11/2017	6/5/2018	1.40%	5,000,000.00
PSDLAF	Term	6/22/2017	6/22/2018	1.30%	3,300,000.00
PLGIT	Certificate of Deposits	6/28/2017	6/28/2018	1.45%	246,000.00
PLGIT	Certificate of Deposits	6/28/2017	7/2/2018	1.40%	246,000.00
PLGIT	Certificate of Deposits	6/28/2017	7/2/2018	1.40%	246,000.00
PLGIT	Term	7/28/2017	7/27/2018	1.40%	2,500,000.00
PLGIT	Certificate of Deposits	8/22/2017	8/22/2018	1.50%	245,000.00
PLGIT	Certificate of Deposits	8/22/2017	8/22/2018	1.45%	246,000.00
PLGIT	Certificate of Deposits	8/22/2017	8/22/2018	1.45%	246,000.00
PLGIT	Certificate of Deposits	8/22/2017	8/22/2018	1.40%	246,000.00
PLGIT	Certificate of Deposits	8/22/2017	8/22/2018	1.39%	246,000.00
PLGIT	Term	8/22/2017	8/22/2018	1.38%	1,771,000.00
PSDLAF	Certificate of Deposits	9/22/2017	9/24/2018	1.45%	245,000.00
PLGIT	PLGIT/Prime	Not Applicable	Not Applicable	1.15%	4,773,380.21
PLGIT	PLGIT/I Class	Not Applicable	Not Applicable	0.95%	294,285.85
PLGIT	Checking Accounts	Not Applicable	Not Applicable	0.77%	1,359,275.91
PSDLAF	MAX	Not Applicable	Not Applicable	0.82%	1,830,144.92
PSDLAF	Full Flex	8/18/2017	11/14/2017	1.10%	3,000,000.00
PSDLAF	Full Flex	8/18/2017	11/14/2017	1.21%	3,000,000.00
Fulton Bank	General Fund Checking	Not Applicable	Not Applicable	1.16%	7,792,081.70

TOTAL - GENERAL FUND INVESTMENTS

**115,088,168.59**

**TREDYFFRIN/EASTTOWN SCHOOL DISTRICT**  
**Cash and Investments Schedule**  
**CAPITAL PROJECTS FUND**  
**as of Sept 30, 2017**

BANK	DESCRIPTION	PURCHASE DATE	MATURITY DATE	RATE	AMOUNT
PSDLAF	Certificate of Deposits	8/16/2017	2/16/2018	1.20%	245,000.00
PSDLAF	Certificate of Deposits	8/17/2017	2/16/2018	1.15%	245,000.00
PSDLAF	Certificate of Deposits	3/29/2017	3/29/2018	1.00%	245,000.00
PSDLAF	Certificate of Deposits	3/29/2017	3/29/2018	0.95%	245,000.00
PSDLAF	Certificate of Deposits	3/29/2017	3/29/2018	0.95%	245,000.00
PSDLAF	Certificate of Deposits	8/18/2017	5/18/2018	1.25%	245,000.00
PSDLAF	Certificate of Deposits	8/18/2017	5/18/2018	1.25%	245,000.00
PSDLAF	Certificate of Deposits	8/18/2017	5/18/2018	1.30%	245,000.00
PSDLAF	Certificate of Deposits	8/16/2017	8/16/2018	1.30%	245,000.00
PSDLAF	Certificate of Deposits	8/16/2017	8/16/2018	1.35%	245,000.00
PSDLAF	Certificate of Deposits	8/16/2017	8/16/2018	1.30%	245,000.00
PSDLAF	Certificate of Deposits	8/18/2017	8/17/2018	1.30%	245,000.00
PSDLAF	Certificate of Deposits	8/18/2017	8/17/2018	1.30%	245,000.00
PSDLAF	Certificate of Deposits	8/23/2017	8/23/2018	1.30%	245,000.00
PSDLAF	Term	9/22/2017	9/24/2018	1.30%	4,200,000.00
PSDLAF	Certificate of Deposits	9/25/2017	9/25/2018	1.30%	245,000.00
PSDLAF	Certificate of Deposits	9/25/2017	9/25/2018	1.25%	245,000.00
PSDLAF	Certificate of Deposits	9/26/2017	9/26/2018	1.30%	245,000.00
PLGIT	PLGIT Class	Not Applicable	Not Applicable	0.77%	14,652.38
PLGIT	PLGIT/I Class	Not Applicable	Not Applicable	0.95%	163,642.96
PSDLAF	MAX	Not Applicable	Not Applicable	0.82%	36,617.52
PSDLAF	Full Flex	8/18/2017	11/14/2017	1.10%	2,000,000.00
TOTAL - CAPITAL RESERVE INVESTMENTS					<b><u>10,579,912.86</u></b>

**TREDYFFRIN/EASTTOWN SCHOOL DISTRICT**  
**Cash and Investments Schedule**  
**2010 CAPITAL PROJECTS BOND FUND**  
**as of Sept 30, 2017**

BANK	DESCRIPTION	PURCHASE DATE	MATURITY DATE	RATE	AMOUNT
PLGIT	PLGIT ARM	Not Applicable	Not Applicable	0.69%	0.00
TOTAL - CAPITAL PROJECTS INVESTMENTS					<u>0.00</u>

**TREDYFFRIN/EASTTOWN SCHOOL DISTRICT**  
**Cash and Investments Schedule**  
**2015 CAPITAL PROJECTS BOND FUND**  
**as of Sept 30, 2017**

BANK	DESCRIPTION	PURCHASE DATE	MATURITY DATE	RATE	AMOUNT
PLGIT	US Treasury	5/6/2015	8/31/2017	0.625%	999,720.00
PLGIT	US Treasury	5/6/2015	11/30/2017	0.625%	998,366.00
PLGIT	US Treasury	5/6/2015	2/28/2018	0.750%	997,500.00
PLGIT	US Treasury	5/6/2015	5/31/2018	1.000%	1,699,564.51
PLGIT	PLGIT ARM	Not Applicable	Not Applicable	0.69%	4,701,640.08
TOTAL - CAPITAL PROJECTS INVESTMENTS					<u>9,396,790.59</u>

**TREDYFFRIN/EASTTOWN SCHOOL DISTRICT**

**Cash and Investments Schedule**

**Cafeteria Fund  
as of Sept 30, 2017**

BANK	DESCRIPTION	PURCHASE DATE	MATURITY DATE	RATE	AMOUNT
PLGIT	PLGIT Class	Not Applicable	Not Applicable	0.77%	29,734.58
PLGIT	PLGIT/I Class	Not Applicable	Not Applicable	0.95%	554,713.58
Fulton	Checking	Not Applicable	Not Applicable	1.16%	404,709.59
TOTAL - CAFETERIA FUND					<u>989,157.75</u>

**TREDYFFRIN/EASTTOWN SCHOOL DISTRICT**  
**ESTIMATED REVENUES AND OTHER FINANCING SOURCES**  
**FISCAL YEAR ENDED JUNE 30, 2018**  
**September 2017**

CODE	DESCRIPTION	2017-2018 APPROPRIATION	MTD RECEIVED	YTD RECEIVED	BALANCE	PERCENT RECEIVED
6000						
6111	REAL ESTATE TAXES	106,826,744.00	13,248,462.05	96,262,306.48	10,564,437.52	90.11%
6112	INTERIM R/E TAX	465,982.00	85,018.39	100,758.40	365,223.60	21.62%
6113	PURTA	115,049.00	0.00	0.00	115,049.00	0.00%
6153	R/E TRANSFER TAX	2,841,790.00	364,956.37	1,079,575.26	1,762,214.74	37.99%
6154	AMUSEMENT TAX	26,521.00	2,122.51	4,329.63	22,191.37	16.33%
6411	DELINQUENT TAX	1,136,594.00	100,692.40	163,608.05	972,985.95	14.39%
6412	INTERIM DELINQ TAX	0.00	0.00	-30.98	30.98	0.00%
6510	ERNG ON INVSMT	222,335.00	34,008.43	89,566.25	132,768.75	40.28%
6740	PARKING REVENUE	54,000.00	54,000.00	54,000.00	0.00	100.00%
6740	STUDENT ACTIVITIES REVENUE	172,870.00	37,548.00	95,588.00	77,282.00	55.29%
6890	REV FROM IU	780,564.00	0.00	0.00	780,564.00	0.00%
6910	RENTALS	560,872.00	49,115.00	61,023.00	499,849.00	10.88%
6911	TEAMER FIELD	0.00	0.00	0.00	0.00	0.00%
6920	CONT & DONATNS PRIV SOURC	63,236.00	0.00	70.00	63,166.00	0.11%
6940	TUITION	8,290.00	0.00	0.00	8,290.00	0.00%
6941	REG DAY SCH TUITION	0.00	0.00	0.00	0.00	0.00%
6942	SUMMER SCH TUITION	0.00	0.00	0.00	0.00	0.00%
6944	TUITION FROM OTHER LEA'S	0.00	0.00	0.00	0.00	0.00%
6990	MISC REVENUE	157,834.00	25,031.45	70,850.65	86,983.35	44.89%
6990	ADVERTISING REVENUE	0.00	0.00	0.00	0.00	0.00%
6991	REFUND OF PRIOR YEAR EXPENDITURES	0.00	0.00	0.00	0.00	0.00%
		<u>113,432,681.00</u>	<u>14,000,954.60</u>	<u>97,981,644.74</u>	<u>15,451,036.26</u>	<u>86.38%</u>

**TREDYFFRIN/EASTTOWN SCHOOL DISTRICT**  
**ESTIMATED REVENUES AND OTHER FINANCING SOURCES**  
**FISCAL YEAR ENDED JUNE 30, 2018**  
**September 2017**

CODE	DESCRIPTION	2017-2018 APPROPRIATION	MTD RECEIVED	YTD RECEIVED	BALANCE	PERCENT RECEIVED
7000						
7110	BASIC INSTL SUBSIDY	3,468,842.00	0.00	430,058.00	3,038,784.00	12.40%
7160	STATE SECT 1305 & 1306	68,465.00	0.00	0.00	68,465.00	0.00%
7271	SPEC ED-SPEC PROG	2,220,807.00	338,401.00	676,773.00	1,544,034.00	30.47%
7310	TRANSP SUBSIDY	1,737,529.00	0.00	0.00	1,737,529.00	0.00%
7320	RENTALS & SINKING FD PYMTS	315,000.00	27,212.87	27,212.87	287,787.13	8.64%
7330	MED & DENTAL SVCS	154,891.00	0.00	0.00	154,891.00	0.00%
7340	STATE PRO TAX REDUCT ALLO	2,099,853.00	0.00	1,049,926.00	1,049,927.00	50.00%
7501	PA ACCOUNTIBILITY GRANTS	199,614.00	0.00	0.00	199,614.00	0.00%
7599	OTHER STATE REVENUE	0.00	0.00	0.00	0.00	0.00%
7810	SOCIAL SEC SUBSIDY	2,184,110.00	0.00	0.00	2,184,110.00	0.00%
7820	RETIREMENT SUBSIDY	9,214,538.00	0.00	0.00	9,214,538.00	0.00%
		<u>21,663,649.00</u>	<u>365,613.87</u>	<u>2,183,969.87</u>	<u>19,479,679.13</u>	<u>10.08%</u>
8000						
8110	SNOW REMOVAL REIMB	0.00	0.00	0.00	0.00	0.00%
8514	TITLE I IMPRVG BASIC PROG	313,698.00	0.00	0.00	313,698.00	0.00%
8515	TITLE II IMPRVG TEACH PRO	64,389.00	0.00	0.00	64,389.00	0.00%
8810	MED ASST REIMB	350,000.00	0.00	0.00	350,000.00	0.00%
8820	MED ASST REIMB	22,500.00	0.00	3,287.43	19,212.57	14.61%
		<u>750,587.00</u>	<u>0.00</u>	<u>3,287.43</u>	<u>747,299.57</u>	<u>0.44%</u>
9000						
9400	SALE OF FXD ASSETS	0.00	0.00	0.00	0.00	0.00%
		<u>0.00</u>	<u>0.00</u>	<u>0.00</u>	<u>0.00</u>	<u>0.00%</u>
<b>TOTAL ESTIMATED REVENUES &amp; OTHER FINANCING SOURCES</b>		<u>135,846,917.00</u>	<u>14,366,568.47</u>	<u>100,168,902.04</u>	<u>35,678,014.96</u>	<u>73.74%</u>

**TREDYFFRIN/EASTTOWN SCHOOL DISTRICT**  
**SUMMARY OF ESTIMATED REVENUES AND OTHER FINANCING SOURCES**  
**FISCAL YEAR ENDED JUNE 30, 2018**  
**September, 2017**

DESCRIPTION	2017-2018 APPROPRIATION	MTD RECEIVED	YTD RECEIVED	BALANCE	PERCENT RECEIVED
<b>ESTIMATED BEGINNING FUND BALANCE AVAILABLE FOR APPROPRIATION</b>					
Estimated Reserve for Encumbrances	0.00	0.00	0.00	0.00	0.00%
Estimated Unreserved Fund Balance (Deficit)	29,729,454.00	0.00	32,886,803.00	(3,157,349.00)	110.62%
Allocation for Admin. Budget (I.U. Only)	0.00	0.00	0.00	0.00	0.00%
<b>TOTAL ESTIMATE BEGINNING FUND BALANCE AVAILABLE FOR APPROPRIATION</b>	<b>29,729,454.00</b>	<b>0.00</b>	<b>32,886,803.00</b>	<b>(3,157,349.00)</b>	<b>110.62%</b>
<b>SUMMARY OF ESTIMATED GENERAL FUND REVENUES</b>					
6000 Revenue from Local Sources	113,432,681.00	14,000,954.60	97,981,644.74	15,451,036.26	86.38%
7000 Revenue from State Sources	21,663,649.00	365,613.87	2,183,969.87	19,479,679.13	10.08%
8000 Revenue from Federal Sources	750,587.00	0.00	3,287.43	747,299.57	0.44%
9000 Other Financing Sources	0.00	0.00	0.00	0.00	0.00%
<b>TOTAL ESTIMATED REVENUES &amp; OTHER FINANCING SOURCES</b>	<b>135,846,917.00</b>	<b>14,366,568.47</b>	<b>100,168,902.04</b>	<b>35,678,014.96</b>	<b>73.74%</b>
<b>TOTAL ESTIMATED FUND BALANCE, REVENUES &amp; OTHER FINANCING SOURCES AVAILABLE FOR APPROPRIATIONS</b>	<b>165,576,371.00</b>	<b>14,366,568.47</b>	<b>133,055,705.04</b>	<b>32,520,665.96</b>	<b>80.36%</b>

**TREDYFFRIN/EASTTOWN SCHOOL DISTRICT**  
**Board Report Summary**  
**General Fund**  
**September, 2017**

Function	Description	Budget	Rev. Budget	Transfer		Rev. Budget	Encumbrances	MTD	YTD	Balance	% Expended (Encumbrance + YTD)
		July 1, 2017	Beginning of Month	To	From	End of Month		Expenditures	Expenditures		
1100	Regular Programs - Elem./Secdy.	61,356,300.00	61,356,300.00	0.00	0.00	61,356,300.00	41,178,743.25	6,410,771.92	8,152,118.71	12,025,438.04	80.40%
1200	Special Programs - Elem./Secdy.	22,712,293.00	22,712,293.00	0.00	0.00	22,712,293.00	10,788,675.84	1,331,422.65	2,262,924.43	9,660,692.73	57.46%
1300	Vocational Education Programs	780,000.00	780,000.00	0.00	0.00	780,000.00	0.00	0.00	0.00	780,000.00	0.00%
1400	Other Instru. Prg. Elem./Secdy.	271,329.00	271,329.00	0.00	0.00	271,329.00	201,974.18	5,978.98	18,647.93	50,706.89	81.31%
	<b>Total 1000 Instruction</b>	<b>85,119,922.00</b>	<b>85,119,922.00</b>	<b>0.00</b>	<b>0.00</b>	<b>85,119,922.00</b>	<b>52,169,393.27</b>	<b>7,748,173.55</b>	<b>10,433,691.07</b>	<b>22,516,837.66</b>	<b>73.55%</b>
2100	Support Serv. - Pupil Personnel	5,281,791.00	5,281,791.00	0.00	0.00	5,281,791.00	3,730,792.50	585,603.45	882,404.56	668,593.94	87.34%
2200	Support Serv. - Instruction	3,831,926.00	3,831,926.00	0.00	0.00	3,831,926.00	2,340,804.97	514,857.84	999,094.33	492,026.70	87.16%
2300	Support Serv. - Administration	8,085,423.00	8,085,423.00	0.00	0.00	8,085,423.00	4,810,825.13	816,508.87	2,318,455.20	956,142.67	88.17%
2400	Support Serv. - Pupil Health	1,381,561.00	1,381,561.00	0.00	0.00	1,381,561.00	766,948.16	140,748.96	184,369.38	450,243.46	67.41%
2500	Support Serv. - Business	1,571,976.00	1,571,976.00	0.00	0.00	1,571,976.00	818,107.30	172,151.89	363,463.07	390,405.63	75.16%
2600	Operation & Maint. Plant Serv.	12,247,534.00	12,247,534.00	0.00	0.00	12,247,534.00	5,893,465.99	1,161,387.14	3,393,001.99	2,961,066.02	75.82%
2700	Student Transportation Services	7,561,497.00	7,561,497.00	0.00	0.00	7,561,497.00	7,104,393.81	435,097.28	506,304.03	(49,200.84)	100.65%
2800	Support Services - Central	3,110,815.00	3,110,815.00	0.00	0.00	3,110,815.00	1,559,146.01	453,173.58	996,788.82	554,880.17	82.16%
2900	Other Support Services	554,488.00	554,488.00	0.00	0.00	554,488.00	323,717.06	18,080.75	66,104.11	164,666.83	70.30%
	<b>Total 2000 Support Services</b>	<b>43,627,011.00</b>	<b>43,627,011.00</b>	<b>0.00</b>	<b>0.00</b>	<b>43,627,011.00</b>	<b>27,348,200.93</b>	<b>4,297,609.76</b>	<b>9,689,985.49</b>	<b>6,588,824.58</b>	<b>84.90%</b>
3200	Student Activities	405,774.00	405,774.00	0.00	0.00	405,774.00	370,407.16	12,977.03	53,680.81	(18,313.97)	104.51%
3300	Community Services	0.00	0.00	0.00	0.00	0.00	0.00	0.00	0.00	0.00	0.00%
	<b>Total 3000 Operational Noninstructional S</b>	<b>405,774.00</b>	<b>405,774.00</b>	<b>0.00</b>	<b>0.00</b>	<b>405,774.00</b>	<b>370,407.16</b>	<b>12,977.03</b>	<b>53,680.81</b>	<b>(18,313.97)</b>	<b>104.51%</b>
5100	Debt Service	6,740,525.00	6,740,525.00	0.00	0.00	6,740,525.00	0.00	0.00	1,060,262.38	5,680,262.62	15.73%
5200	Fund Transfers	3,525,000.00	3,525,000.00	0.00	0.00	3,525,000.00	0.00	0.00	0.00	3,525,000.00	0.00%
5900	Budgetary Reserve	2,253,500.00	2,253,500.00	0.00	0.00	2,253,500.00	0.00	0.00	0.00	2,253,500.00	0.00%
	<b>Total 5000 Other Financing Uses</b>	<b>12,519,025.00</b>	<b>12,519,025.00</b>	<b>0.00</b>	<b>0.00</b>	<b>12,519,025.00</b>	<b>0.00</b>	<b>0.00</b>	<b>1,060,262.38</b>	<b>11,458,762.62</b>	<b>8.47%</b>
<b>Totals for General Fund:</b>		<b>141,671,732.00</b>	<b>141,671,732.00</b>	<b>0.00</b>	<b>0.00</b>	<b>141,671,732.00</b>	<b>79,888,001.36</b>	<b>12,058,760.34</b>	<b>21,237,619.75</b>	<b>40,546,110.89</b>	<b>71.38%</b>
Estimated Ending Committed Fd Bal		29,729,454.00									
Estimated Ending Assigned Fd Bal		0.00									
Estimated Unassigned Fd Bal		0.00									
		<u>171,401,186.00</u>									



**TESD Board Report - General Fund**

**September 2017**

Function	MajorFunctionDesc	MajorAccount	MajorAccountDesc	Original Budget	Revised Bud Beg of Month	TransferTo	TransferFrom	Revised Bud EOM	Encumbrance	MTD Expense	YTD Expense	Balance	% Expended	
1100	Regular Programs Elem./Secdy	100	Personnel Services - Salaries	\$34,470,395.00	\$34,470,395.00	0	0	\$34,470,395.00	\$29,007,368.57	4,006,731.68	\$4,217,430.13	\$1,245,596.30	12.23%	
		200	Personnel Services - Benefits	\$22,266,533.00	\$22,266,533.00	0	0	\$22,266,533.00	\$11,683,150.53	2,215,407.81	\$2,492,785.73	\$8,090,596.74	11.20%	
		300	Purchased Prof & Tech Services	\$1,223,971.00	\$1,223,971.00	0	0	\$1,223,971.00	\$23,979.57	5,864.81	\$174,747.58	\$1,025,243.85	14.28%	
		400	Purchased Property Services	\$270,193.00	\$270,193.00	0	0	\$270,193.00	\$41,281.57	-138,965.37	\$126,409.16	\$102,502.27	46.78%	
		500	Other Purchased Services	\$856,748.00	\$856,748.00	0	0	\$856,748.00	\$35,847.20	70,868.17	\$102,154.08	\$718,746.72	11.92%	
		600	Supplies	\$1,495,447.00	\$1,495,447.00	0	0	\$1,495,447.00	\$327,595.59	157,016.86	\$816,235.75	\$351,615.66	54.58%	
		700	Property	\$753,533.00	\$753,533.00	0	0	\$753,533.00	\$58,320.22	93,847.96	\$220,725.11	\$474,487.67	29.29%	
		800	Other Objects	\$19,480.00	\$19,480.00	0	0	\$19,480.00	\$1,200.00	0	\$1,631.17	\$16,648.83	8.37%	
<b>1100</b>			<b>\$61,356,300.00</b>	<b>\$61,356,300.00</b>	<b>\$0.00</b>	<b>\$0.00</b>	<b>\$61,356,300.00</b>	<b>\$41,178,743.25</b>	<b>\$6,410,771.92</b>	<b>\$8,152,118.71</b>	<b>\$12,025,438.04</b>	<b>13.29%</b>		
1200	Special Programs Elem.Secdy	100	Personnel Services - Salaries	\$5,894,058.00	\$5,894,058.00	0	0	\$5,894,058.00	\$4,829,560.48	611,951.11	\$723,143.73	\$341,353.79	12.27%	
		200	Personnel Services - Benefits	\$3,187,091.00	\$3,187,091.00	0	0	\$3,187,091.00	\$1,950,636.04	360,463.09	\$414,127.28	\$822,327.68	12.99%	
		300	Purchased Prof & Tech Services	\$9,876,500.00	\$9,876,500.00	0	0	\$9,876,500.00	\$3,588,913.04	17,310.66	\$250,875.60	\$6,036,711.36	2.54%	
		500	Other Purchased Services	\$3,593,444.00	\$3,593,444.00	0	0	\$3,593,444.00	\$407,682.43	329,709.66	\$838,647.28	\$2,347,114.29	23.34%	
		600	Supplies	\$130,700.00	\$130,700.00	0	0	\$130,700.00	\$11,883.85	11,988.13	\$36,130.54	\$82,685.61	27.64%	
		700	Property	\$30,500.00	\$30,500.00	0	0	\$30,500.00	\$0.00	0	\$0.00	\$30,500.00	0.00%	
		800	Other Objects	\$0.00	\$0.00	0	0	\$0.00	\$0.00	0	\$0.00	\$0.00	\$0.00	#DIV/0!
		<b>1200</b>			<b>\$22,712,293.00</b>	<b>\$22,712,293.00</b>	<b>\$0.00</b>	<b>\$0.00</b>	<b>\$22,712,293.00</b>	<b>\$10,788,675.84</b>	<b>\$1,331,422.65</b>	<b>\$2,262,924.43</b>	<b>\$9,660,692.73</b>	<b>9.96%</b>
1300	Vocational Education Prg	500	Other Purchased Services	\$780,000.00	\$780,000.00	0	0	\$780,000.00	\$0.00	\$0.00	\$0.00	\$780,000.00	0.00%	
<b>1300</b>			<b>\$780,000.00</b>	<b>\$780,000.00</b>	<b>\$0.00</b>	<b>\$0.00</b>	<b>\$780,000.00</b>	<b>\$0.00</b>	<b>\$0.00</b>	<b>\$0.00</b>	<b>\$780,000.00</b>	<b>0.00%</b>		
1400	Other Instru. Prg. Elem./Secdy	100	Personnel Services - Salaries	\$238,700.00	\$238,700.00	0	0	\$238,700.00	\$144,023.47	3,550.3	\$14,460.79	\$80,215.74	6.06%	
		200	Personnel Services - Benefits	\$32,629.00	\$32,629.00	0	0	\$32,629.00	\$57,950.71	2,428.68	\$4,187.14	(\$29,508.85)	12.83%	
		300	Purchased Prof & Tech Services	\$0.00	\$0.00	0	0	\$0.00	\$0.00	0	\$0.00	\$0.00	0.00%	
		500	Other Purchased Services	\$0.00	\$0.00	0	0	\$0.00	\$0.00	0	\$0.00	\$0.00	0.00%	
		600	Supplies	\$0.00	\$0.00	0	0	\$0.00	\$0.00	0	\$0.00	\$0.00	0.00%	
		700	Property	\$0.00	\$0.00	0	0	\$0.00	\$0.00	0	\$0.00	\$0.00	0.00%	
<b>1400</b>			<b>\$271,329.00</b>	<b>\$271,329.00</b>	<b>\$0.00</b>	<b>\$0.00</b>	<b>\$271,329.00</b>	<b>\$201,974.18</b>	<b>\$5,978.98</b>	<b>\$18,647.93</b>	<b>\$50,706.89</b>	<b>6.87%</b>		
<b>Total 1000</b>			<b>\$85,119,922.00</b>	<b>\$85,119,922.00</b>	<b>\$0.00</b>	<b>\$0.00</b>	<b>\$85,119,922.00</b>	<b>\$52,169,393.27</b>	<b>\$7,748,173.55</b>	<b>\$10,433,691.07</b>	<b>\$22,516,837.66</b>	<b>12.26%</b>		

**TESD Board Report - General Fund**

**September 2017**

Function	MajorFunctionDesc	MajorAccount	MajorAccountDesc	Original Budget	Revised Bud Beg of Month	Transfer To	Transfer From	Revised Bud EOM	Encumbrance	MTD Expense	YTD Expense	Balance	% Expended
2100	Support Serv. - Pupil Personnel	100	Personnel Services - Salaries	\$3,386,849.00	\$3,386,849.00	0	0	\$3,386,849.00	\$2,631,231.02	368,255.84	\$556,037.32	\$199,580.66	16.42%
		200	Personnel Services - Benefits	\$1,708,331.00	\$1,708,331.00	0	0	\$1,708,331.00	\$1,015,988.54	209,394.01	\$302,934.52	\$389,407.94	17.73%
		300	Purchased Prof & Tech Services	\$99,000.00	\$99,000.00	0	0	\$99,000.00	\$73,097.77	301.04	\$5,402.23	\$20,500.00	5.46%
		400	Purchased Property Services	\$5,000.00	\$5,000.00	0	0	\$5,000.00	\$2,829.60	506.93	\$506.93	\$1,663.47	10.14%
		500	Other Purchased Services	\$36,800.00	\$36,800.00	0	0	\$36,800.00	\$2,266.04	2,002.5	\$2,932.73	\$31,601.23	7.97%
		600	Supplies	\$44,136.00	\$44,136.00	0	0	\$44,136.00	\$5,379.53	5,143.13	\$14,590.83	\$24,165.64	33.06%
		700	Property	\$800.00	\$800.00	0	0	\$800.00	\$0.00	0	\$0.00	\$800.00	0.00%
		800	Other Objects	\$875.00	\$875.00	0	0	\$875.00	\$0.00	0	\$0.00	\$875.00	0.00%
<b>2100</b>				<b>\$5,281,791.00</b>	<b>\$5,281,791.00</b>	<b>\$0.00</b>	<b>\$0.00</b>	<b>\$5,281,791.00</b>	<b>\$3,730,792.50</b>	<b>\$585,603.45</b>	<b>\$682,404.56</b>	<b>\$668,593.94</b>	<b>16.71%</b>
2200	Support Serv. - Instruction	100	Personnel Services - Salaries	\$2,125,271.00	\$2,125,271.00	0	0	\$2,125,271.00	\$1,626,368.02	311,111.53	\$554,105.31	(\$55,202.33)	26.07%
		200	Personnel Services - Benefits	\$1,252,331.00	\$1,252,331.00	0	0	\$1,252,331.00	\$658,953.54	190,918.83	\$325,330.66	\$268,046.80	25.98%
		300	Purchased Prof & Tech Services	\$29,750.00	\$29,750.00	0	0	\$29,750.00	\$25,950.00	0	\$3,500.00	\$300.00	11.76%
		400	Purchased Property Services	\$4,000.00	\$4,000.00	0	0	\$4,000.00	\$0.00	0	(\$598.19)	\$4,598.19	-14.95%
		500	Other Purchased Services	\$85,545.00	\$85,545.00	0	0	\$85,545.00	\$7,332.73	1,599.95	\$6,297.97	\$71,914.30	7.36%
		600	Supplies	\$255,755.00	\$255,755.00	0	0	\$255,755.00	\$22,200.68	15,821.73	\$90,452.68	\$143,101.64	35.37%
		700	Property	\$59,979.00	\$59,979.00	0	0	\$59,979.00	\$0.00	-4,804.2	\$5,815.90	\$54,163.10	9.70%
		800	Other Objects	\$19,295.00	\$19,295.00	0	0	\$19,295.00	\$0.00	210	\$14,190.00	\$5,105.00	73.54%
<b>2200</b>				<b>\$3,831,926.00</b>	<b>\$3,831,926.00</b>	<b>\$0.00</b>	<b>\$0.00</b>	<b>\$3,831,926.00</b>	<b>\$2,340,804.97</b>	<b>\$514,857.84</b>	<b>\$999,094.33</b>	<b>\$492,026.70</b>	<b>26.07%</b>
2300	Support Serv. - Administration	100	Personnel Services - Salaries	\$4,286,514.00	\$4,286,514.00	0	0	\$4,286,514.00	\$3,075,236.50	493,488.12	\$1,228,843.86	(\$17,566.36)	28.67%
		200	Personnel Services - Benefits	\$2,268,248.00	\$2,268,248.00	0	0	\$2,268,248.00	\$1,234,263.74	293,345.79	\$648,586.40	\$385,397.86	28.59%
		300	Purchased Prof & Tech Services	\$742,500.00	\$742,500.00	0	0	\$742,500.00	\$435,604.00	9,002.95	\$36,086.27	\$270,809.73	4.86%
		400	Purchased Property Services	\$37,000.00	\$37,000.00	0	0	\$37,000.00	\$22,587.49	1,418.07	\$4,020.04	\$10,392.47	10.86%
		500	Other Purchased Services	\$532,900.00	\$532,900.00	0	0	\$532,900.00	\$30,116.62	5,618.86	\$326,280.04	\$176,503.34	61.23%
		600	Supplies	\$97,346.00	\$97,346.00	0	0	\$97,346.00	\$10,157.78	1,493.24	\$19,295.25	\$67,892.97	19.82%
		700	Property	\$98,900.00	\$98,900.00	0	0	\$98,900.00	\$2,859.00	11,642.84	\$41,575.34	\$54,465.66	42.04%
		800	Other Objects	\$22,015.00	\$22,015.00	0	0	\$22,015.00	\$0.00	499	\$13,768.00	\$8,247.00	62.54%
<b>2300</b>				<b>\$8,085,423.00</b>	<b>\$8,085,423.00</b>	<b>\$0.00</b>	<b>\$0.00</b>	<b>\$8,085,423.00</b>	<b>\$4,810,825.13</b>	<b>\$816,508.87</b>	<b>\$2,318,455.20</b>	<b>\$956,142.67</b>	<b>28.67%</b>

**TESD Board Report - General Fund**

**September 2017**

Function	MajorFunctionDesc	MajorAccount	MajorAccountDesc	Original Budget	Revised Bud. Beg. of Month	Transfer To	Transfer From	Revised Bud. EOM	Encumbrance	MTD Expense	YTD Expense	Balance	% Expended
2400	Support Serv.-Pupil Health	100	Personnel Services - Salaries	\$738,315.00	\$738,315.00	0	0	\$738,315.00	\$519,013.36	87,678.24	\$94,254.74	\$125,046.90	12.77%
		200	Personnel Services - Benefits	\$407,646.00	\$407,646.00	0	0	\$407,646.00	\$212,051.41	50,530.86	\$56,939.90	\$138,654.69	13.97%
		300	Purchased Prof & Tech Services	\$205,000.00	\$205,000.00	0	0	\$205,000.00	\$28,190.44	1,809.56	\$6,009.56	\$170,800.00	2.93%
		400	Purchased Property Services	\$1,100.00	\$1,100.00	0	0	\$1,100.00	\$0.00	0	\$0.00	\$1,100.00	0.00%
		500	Other Purchased Services	\$200.00	\$200.00	0	0	\$200.00	\$0.00	0	\$0.00	\$200.00	0.00%
		600	Supplies	\$27,300.00	\$27,300.00	0	0	\$27,300.00	\$1,822.95	730.3	\$7,165.18	\$18,311.87	26.25%
		700	Property	\$2,000.00	\$2,000.00	0	0	\$2,000.00	\$5,870.00	0	\$0.00	(\$3,870.00)	0.00%
<b>2400</b>				<b>\$1,381,561.00</b>	<b>\$1,381,561.00</b>	<b>\$0.00</b>	<b>\$0.00</b>	<b>\$1,381,561.00</b>	<b>\$766,948.16</b>	<b>\$140,748.96</b>	<b>\$164,369.38</b>	<b>\$450,243.46</b>	<b>11.90%</b>
2500	Support Serv.-Business	100	Personnel Services - Salaries	\$625,486.00	\$625,486.00	0	0	\$625,486.00	\$510,832.24	80,415.49	\$183,997.88	\$130,655.88	22.29%
		200	Personnel Services - Benefits	\$515,140.00	\$515,140.00	0	0	\$515,140.00	\$214,923.39	63,154.75	\$137,499.69	\$162,716.92	26.69%
		300	Purchased Prof & Tech Services	\$101,200.00	\$101,200.00	0	0	\$101,200.00	\$35,200.00	6,666.38	\$10,966.38	\$55,033.62	10.84%
		400	Purchased Property Services	\$625.00	\$625.00	0	0	\$625.00	\$0.00	0	\$0.00	\$625.00	0.00%
		500	Other Purchased Services	\$19,200.00	\$19,200.00	0	0	\$19,200.00	\$0.00	0	\$27.07	\$19,172.93	0.14%
		600	Supplies	\$46,650.00	\$46,650.00	0	0	\$46,650.00	\$57,151.67	16,789.39	\$18,024.62	(\$28,526.29)	38.64%
		700	Property	\$13,200.00	\$13,200.00	0	0	\$13,200.00	\$0.00	1,748	\$1,748.00	\$11,452.00	13.24%
		800	Other Objects	\$50,475.00	\$50,475.00	0	0	\$50,475.00	\$0.00	3,377.88	\$11,199.43	\$39,275.57	22.19%
<b>2500</b>				<b>\$1,571,976.00</b>	<b>\$1,571,976.00</b>	<b>\$0.00</b>	<b>\$0.00</b>	<b>\$1,571,976.00</b>	<b>\$818,107.30</b>	<b>\$172,151.89</b>	<b>\$363,463.07</b>	<b>\$390,405.63</b>	<b>23.12%</b>
2600	Operation & Maint. Plant Serv.	100	Personnel Services - Salaries	\$4,410,931.00	\$4,410,931.00	0	0	\$4,410,931.00	\$2,648,729.67	527,937.95	\$1,248,873.93	\$513,327.40	28.31%
		200	Personnel Services - Benefits	\$2,557,153.00	\$2,557,153.00	0	0	\$2,557,153.00	\$1,089,120.95	358,079.05	\$780,207.84	\$687,824.21	30.51%
		300	Purchased Prof & Tech Services	\$265,250.00	\$265,250.00	0	0	\$265,250.00	\$56,398.90	24,215.62	\$155,182.62	\$53,668.48	58.50%
		400	Purchased Property Services	\$2,736,550.00	\$2,736,550.00	0	0	\$2,736,550.00	\$1,212,147.45	182,220.27	\$824,383.99	\$700,018.56	30.12%
		500	Other Purchased Services	\$391,500.00	\$391,500.00	0	0	\$391,500.00	\$108,566.35	8,154.69	\$154,230.05	\$128,703.60	39.39%
		600	Supplies	\$1,583,400.00	\$1,583,400.00	0	0	\$1,583,400.00	\$763,348.44	60,729.56	\$217,784.65	\$602,266.91	13.75%
		700	Property	\$294,500.00	\$294,500.00	0	0	\$294,500.00	\$15,054.23	0	\$12,103.91	\$267,341.86	4.11%
		800	Other Objects	\$8,250.00	\$8,250.00	0	0	\$8,250.00	\$100.00	50	\$235.00	\$7,915.00	2.85%
<b>2600</b>				<b>\$12,247,534.00</b>	<b>\$12,247,534.00</b>	<b>\$0.00</b>	<b>\$0.00</b>	<b>\$12,247,534.00</b>	<b>\$5,893,465.99</b>	<b>\$1,161,387.14</b>	<b>\$3,393,001.99</b>	<b>\$2,961,066.02</b>	<b>27.70%</b>

**TESD Board Report - General Fund**

**September 2017**

Function	MajorFunctionDesc	MajorAccount	MajorAccountDesc	Original Budget	Revised Bud Req of Month	Transfer To	Transfer From	Revised Bud EOM	Encumbrance	MTD Expense	YTD Expense	Balance	% Expended	
2700	Student Transportation Services	100	Personnel Services - Salaries	\$266,798.00	\$266,798.00	0	0	\$266,798.00	\$186,811.03	29,162.44	\$67,803.06	\$12,183.91	25.41%	
		200	Personnel Services - Benefits	\$177,388.00	\$177,388.00	0	0	\$177,388.00	\$80,778.89	17,091.86	\$49,068.99	\$47,540.12	27.66%	
		300	Purchased Prof & Tech Services	\$0.00	\$0.00	0	0	\$0.00	\$0.00	0	\$0.00	\$0.00	\$0.00	0.00%
		400	Purchased Property Services	\$13,500.00	\$13,500.00	0	0	\$13,500.00	\$1,306.08	9,000	\$9,000.00	\$3,193.92	66.67%	
		500	Other Purchased Services	\$6,544,811.00	\$6,544,811.00	0	0	\$6,544,811.00	\$6,415,117.76	331,407.18	\$331,407.18	(\$201,713.94)	5.06%	
		600	Supplies	\$458,500.00	\$458,500.00	0	0	\$458,500.00	\$420,380.05	48,435.8	\$48,515.80	(\$10,395.85)	10.58%	
		700	Property	\$100,000.00	\$100,000.00	0	0	\$100,000.00	\$0.00	0	\$0.00	\$100,000.00	0.00%	
		800	Other Objects	\$500.00	\$500.00	0	0	\$500.00	\$0.00	0	\$509.00	(\$9.00)	101.80%	
<b>2700</b>			<b>\$7,561,497.00</b>	<b>\$7,561,497.00</b>	<b>\$0.00</b>	<b>\$0.00</b>	<b>\$7,561,497.00</b>	<b>\$7,104,393.81</b>	<b>\$435,097.28</b>	<b>\$506,304.03</b>	<b>(\$49,200.84)</b>	<b>6.70%</b>		
2800	Support Services - Central	100	Personnel Services - Salaries	\$1,233,213.00	\$1,233,213.00	0	0	\$1,233,213.00	\$978,122.19	156,857.24	\$370,603.61	(\$115,512.80)	30.05%	
		200	Personnel Services - Benefits	\$739,902.00	\$739,902.00	0	0	\$739,902.00	\$395,055.15	105,146.73	\$227,101.62	\$117,745.23	30.69%	
		300	Purchased Prof & Tech Services	\$460,500.00	\$460,500.00	0	0	\$460,500.00	\$38,225.99	185,227.05	\$205,093.55	\$217,180.46	44.54%	
		400	Purchased Property Services	\$169,000.00	\$169,000.00	0	0	\$169,000.00	\$126,197.73	1,762.1	\$49,048.53	(\$6,246.26)	29.02%	
		500	Other Purchased Services	\$57,000.00	\$57,000.00	0	0	\$57,000.00	\$0.00	0	\$30,000.00	\$27,000.00	52.63%	
		600	Supplies	\$341,200.00	\$341,200.00	0	0	\$341,200.00	\$21,544.95	4,005.46	\$114,516.51	\$205,138.54	33.56%	
		700	Property	\$99,000.00	\$99,000.00	0	0	\$99,000.00	\$0.00	0	\$0.00	\$99,000.00	0.00%	
		800	Other Objects	\$11,000.00	\$11,000.00	0	0	\$11,000.00	\$0.00	175	\$425.00	\$10,575.00	3.86%	
<b>2800</b>			<b>\$3,110,815.00</b>	<b>\$3,110,815.00</b>	<b>\$0.00</b>	<b>\$0.00</b>	<b>\$3,110,815.00</b>	<b>\$1,559,146.01</b>	<b>\$453,173.58</b>	<b>\$996,788.82</b>	<b>\$554,880.17</b>	<b>32.04%</b>		
2900	Other Support Services	100	Personnel Services - Salaries	\$421,141.00	\$421,141.00	0	0	\$421,141.00	\$0.00	0	\$0.00	\$421,141.00	0.00%	
		200	Personnel Services - Benefits	\$12,547.00	\$12,547.00	0	0	\$12,547.00	\$301,066.66	14,462.48	\$56,754.51	(\$345,274.17)	452.34%	
		300	Purchased Prof & Tech Services	\$35,800.00	\$35,800.00	0	0	\$35,800.00	\$22,650.40	3,618.27	\$9,349.60	\$3,800.00	26.12%	
		500	Other Purchased Services	\$85,000.00	\$85,000.00	0	0	\$85,000.00	\$0.00	0	\$0.00	\$85,000.00	0.00%	
		700	Property	\$0.00	\$0.00	0	0	\$0.00	\$0.00	0	\$0.00	\$0.00	\$0.00	0.00%
<b>2900</b>			<b>\$554,488.00</b>	<b>\$554,488.00</b>	<b>0</b>	<b>0</b>	<b>\$554,488.00</b>	<b>\$323,717.06</b>	<b>\$18,080.75</b>	<b>\$66,104.11</b>	<b>\$164,666.83</b>	<b>11.92%</b>		
<b>Total 2000</b>			<b>\$43,627,011.00</b>	<b>\$43,627,011.00</b>	<b>\$0.00</b>	<b>\$0.00</b>	<b>\$43,627,011.00</b>	<b>\$27,348,200.93</b>	<b>\$4,297,609.76</b>	<b>\$9,689,985.49</b>	<b>\$6,588,824.58</b>	<b>22.21%</b>		

**TESD Board Report - General Fund**

**September 2017**

Function	MajorFunctionDesc	MajorAccount	MajorAccountDesc	Original Budget	Revised Bud Beg of Month	Transfer To	Transfer From	Revised Bud EOM	Encumbrance	MTD Expense	YTD Expense	Balance	% Expended
3200	Student Activities	100	Personnel Services - Salaries	\$360,074.00	\$360,074.00	0	0	\$360,074.00	\$231,045.52	14,027.4	\$16,563.44	\$112,465.04	4.60%
		200	Personnel Services - Benefits	\$0.00	\$0.00	0	0	\$0.00	\$98,722.36	-2,752.8	\$7,050.94	(\$105,773.30)	#DIV/0!
		300	Purchased Prof & Tech Services	\$0.00	\$0.00	0	0	\$0.00	\$40,444.28	4,044.43	\$4,044.43	(\$44,468.71)	0.00%
		400	Purchased Property Services	\$0.00	\$0.00	0	0	\$0.00	\$0.00	\$0.00	\$0.00	\$0.00	0.00%
		500	Other Purchased Services	\$32,200.00	\$32,200.00	0	0	\$32,200.00	\$0.00	0	\$28,000.00	\$4,200.00	86.96%
		600	Supplies	\$13,500.00	\$13,500.00	0	0	\$13,500.00	\$195.00	-2,342	(\$1,978.00)	\$15,283.00	0.00%
		700	Property	\$0.00	\$0.00	0	0	\$0.00	\$0.00	\$0.00	\$0.00	\$0.00	0.00%
		800	Other Objects	\$0.00	\$0.00	0	0	\$0.00	\$0.00	\$0.00	\$0.00	\$0.00	\$0.00
<b>3200</b>			<b>\$405,774.00</b>	<b>\$405,774.00</b>	<b>\$0.00</b>	<b>\$0.00</b>	<b>\$405,774.00</b>	<b>\$370,407.16</b>	<b>\$12,977.03</b>	<b>\$53,680.81</b>	<b>(\$18,313.97)</b>	<b>13.23%</b>	
3300	Community Services	100	Personnel Services - Salaries	\$0.00	\$0.00	0	0	\$0.00	\$0.00	\$0.00	\$0.00	\$0.00	0.00%
		200	Personnel Services - Benefits	\$0.00	\$0.00	0	0	\$0.00	\$0.00	\$0.00	\$0.00	\$0.00	0.00%
		600	Supplies	\$0.00	\$0.00	0	0	\$0.00	\$0.00	\$0.00	\$0.00	\$0.00	0.00%
<b>3300</b>			<b>\$0.00</b>	<b>\$0.00</b>	<b>\$0.00</b>	<b>\$0.00</b>	<b>\$0.00</b>	<b>\$0.00</b>	<b>\$0.00</b>	<b>\$0.00</b>	<b>\$0.00</b>	<b>0.00%</b>	
<b>Total 3000</b>			<b>\$405,774.00</b>	<b>\$405,774.00</b>	<b>\$0.00</b>	<b>\$0.00</b>	<b>\$405,774.00</b>	<b>\$370,407.16</b>	<b>\$12,977.03</b>	<b>\$53,680.81</b>	<b>(\$18,313.97)</b>	<b>13.23%</b>	
5100	Debt Service	800	Other Objects	\$2,120,525.00	\$2,120,525.00	0	0	\$2,120,525.00	\$0.00	0	\$1,060,262.38	\$1,060,262.62	50.00%
		900	Other Financing Uses	\$4,620,000.00	\$4,620,000.00	0	0	\$4,620,000.00	\$0.00	0	\$0.00	\$4,620,000.00	0.00%
<b>5100</b>			<b>\$6,740,525.00</b>	<b>\$6,740,525.00</b>	<b>\$0.00</b>	<b>\$0.00</b>	<b>\$6,740,525.00</b>	<b>\$0.00</b>	<b>\$0.00</b>	<b>\$1,060,262.38</b>	<b>\$5,680,262.62</b>	<b>15.73%</b>	
5200	Fund Transfers	900	Other Financing Uses	\$3,525,000.00	\$3,525,000.00	0	0	\$3,525,000.00	\$0.00	\$0.00	\$0.00	\$3,525,000.00	0.00%
<b>5200</b>			<b>\$3,525,000.00</b>	<b>\$3,525,000.00</b>	<b>\$0.00</b>	<b>\$0.00</b>	<b>\$3,525,000.00</b>	<b>\$0.00</b>	<b>\$0.00</b>	<b>\$0.00</b>	<b>\$3,525,000.00</b>	<b>0.00%</b>	
5900	Budgetary Reserve	800	Other Objects	\$2,253,500.00	\$2,253,500.00	0	0	\$2,253,500.00	\$0.00	\$0.00	\$0.00	\$2,253,500.00	0.00%
<b>5900</b>			<b>\$2,253,500.00</b>	<b>\$2,253,500.00</b>	<b>\$0.00</b>	<b>\$0.00</b>	<b>\$2,253,500.00</b>	<b>\$0.00</b>	<b>\$0.00</b>	<b>\$0.00</b>	<b>\$0.00</b>	<b>\$2,253,500.00</b>	<b>0.00%</b>
<b>Total 5000</b>			<b>\$12,519,025.00</b>	<b>\$12,519,025.00</b>	<b>\$0.00</b>	<b>\$0.00</b>	<b>\$12,519,025.00</b>	<b>\$0.00</b>	<b>\$0.00</b>	<b>\$1,060,262.38</b>	<b>\$11,458,762.62</b>	<b>8.47%</b>	
<b>Totals for General Fund:</b>				<b>\$141,671,732.00</b>	<b>\$141,671,732.00</b>	<b>\$0.00</b>	<b>\$0.00</b>	<b>\$141,671,732.00</b>	<b>\$79,888,001.36</b>	<b>\$12,058,760.34</b>	<b>\$21,237,619.75</b>	<b>\$40,546,110.89</b>	<b>14.99%</b>

**CONESTOGA HIGH SCHOOL  
STUDENT ACTIVITY ACCOUNTS  
August 31, 2017**

Account Number	Description	Balance @ 7/31/17	Disbursements	Receipts	Transfers	Balance @ 8/31/17
A 1	Miscellaneous	0.00				0.00
A 11	Spring Track	680.00	0.00	0.00	0.00	680.00
A 12	Boys Tennis	0.00	0.00		0.00	0.00
A 13	Girls Tennis	0.00	0.00		0.00	0.00
A 14	Boys Baseball	2,761.00	0.00	0.00	0.00	2,761.00
A 15	Golf	0.00	0.00	0.00	0.00	0.00
A 16	Boys Lacrosse	4,154.00	0.00	0.00	0.00	4,154.00
A 17	Boys Swimming	1,000.00	0.00	0.00	0.00	1,000.00
A 18	Girls Swimming	1,000.00	0.00	0.00	0.00	1,000.00
A 2	Football	5,512.00	0.00	0.00	0.00	5,512.00
A 21	Girls Softball	3,069.00	0.00	0.00		3,069.00
A 22	Girls Soccer	4,316.00	0.00	0.00		4,316.00
A 23	Girls Volleyball	3,170.00	0.00	0.00	0.00	3,170.00
A 24	Girls Lacrosse	3,796.00	0.00	0.00	0.00	3,796.00
A 3	Girls Hockey	3,938.00	0.00	0.00	0.00	3,938.00
A 4	Boys Soccer	4,316.00	0.00	0.00	0.00	4,316.00
A 5	Cross Country	0.00	0.00	0.00		0.00
A 6	Boys Basketball	4,682.00	0.00	0.00		4,682.00
A 7	Girls Basketball	4,640.00	0.00	0.00		4,640.00
A 8	Wrestling	675.00	0.00	0.00	0.00	675.00
A 9	Winter Track	0.00	0.00	0.00		0.00
B	1000 Cranes	90.66	0.00	0.00		90.66
B	2018 New Voters Club	50.00	0.00	0.00		50.00
B	A Voice For Vets	50.00	0.00	0.00		50.00
B	AASU	131.57	0.00	128.17	0.00	259.74
B	AASU Scholarship	134.26	0.00	0.00	0.00	134.26
B	Above the Influence	167.44	0.00	0.00	0.00	167.44
B	Academic Competition	1,071.47	0.00	0.00		1,071.47
B	Adopt-A-Grandparent	339.92	0.00	0.00		339.92
B	All about Soccer	301.25	0.00	0.00		301.25
B	All Girls Acapella Group	38.50	0.00	0.00		38.50
B	Animal Abuse Awareness	362.31	0.00	0.00		362.31
B	Anime Club	847.10	0.00	0.00		847.10
B	Anti Defamation League	11.07	0.00	0.00	0.00	11.07
B	AP Study Group	50.11	0.00	0.00		50.11
B	Architecture and Design	68.00	0.00	0.00		68.00
B	Art Reaching the Community	64.30	0.00	0.00		64.30
B	Asian American Club	1,960.42	0.00	0.00		1,960.42
B	Astronomy Club	192.12	0.00	0.00		192.12
B	Athletes Helping	319.08	0.00	0.00		319.08
B	Band Fund	2,747.76	2,372.00	10,565.00		10,940.76
B	Best Buddies	3,466.83	0.00	0.00	0.00	3,466.83
B	Bethesda Project	58.50	0.00	0.00	0.00	58.50

**CONESTOGA HIGH SCHOOL  
STUDENT ACTIVITY ACCOUNTS  
August 31, 2017**

Account Number	Description	Balance @ 7/31/17	Disbursements	Receipts	Transfers	Balance @ 8/31/17
B	Biology Club	1,597.21	0.00	0.00		1,597.21
B	Bowling Club	131.37		0.00		131.37
B	Bringing Hope Home	153.02	0.00	0.00		153.02
B	Build On Club	188.23	0.00	0.00		188.23
B	Cheerleaders Club	32.49	7,199.00	10,002.00		2,835.49
B	Chemistry Fund	715.21	0.00	0.00	0.00	715.21
B	Chess Fund	235.33	0.00	0.00		235.33
B	Choral Fund	753.87	0.00	0.00	0.00	753.87
B	CHS Fishing club	546.64	0.00	0.00	0.00	546.64
B	Clash of the Clans	50.09	0.00	0.00		50.09
B	Climate Change Awarness	50.00	0.00	0.00		50.00
B	Comic Club	125.97	0.00	0.00		125.97
B	Compositions for Cancer	71.45	0.00	0.00		71.45
B	Computer Science Club	530.33	0.00	0.00	0.00	530.33
B	Computers for Kids	75.22	0.00	0.00	0.00	75.22
B	Conestoga Coupons for a cause	50.07	0.00	0.00	0.00	50.07
B	Conestoga Cure	50.90	0.00	0.00	0.00	50.90
B	Conestoga Investment Club	19.51	0.00	0.00		19.51
B	Counter-Culture Club	50.00	0.00	0.00		50.00
B	Crew Club	626.22		0.00		626.22
B	Cricket Club	50.16		0.00		50.16
B	Cupcakes for Casa	1,634.28	0.00	0.00		1,634.28
B	Cure 4 Cam	50.00	0.00	0.00		50.00
B	Cycling Club	50.26	0.00	0.00		50.26
B	DECA	0.09	0.00	0.00		0.09
B	Doctor Who Club	50.00	0.00	0.00		50.00
B	Doctors without Borders	50.00	0.00	0.00		50.00
B	Drama club	2,112.23	0.00	0.00	0.00	2,112.23
B	Dream Academy	266.47	0.00	0.00		266.47
B	E Nable	256.87	0.00	0.00		256.87
B	EDGE	50.00	0.00	0.00		50.00
B	Education Enrichment Club	3.16	0.00	0.00		3.16
B	Environthon Team	116.75	0.00	0.00	0.00	116.75
B	ESL Club	1,837.33	0.00	0.00	0.00	1,837.33
B	Fall Drama Club	21,202.46	0.00	0.00	0.00	21,202.46
B	Fellowship of Christian Athletes	0.41	0.00	0.00	0.00	0.41
B	Fencing Club	1,947.46	0.00	0.00	0.00	1,947.46
B	Fighting Back	50.07	0.00	0.00	0.00	50.07
B	Film Production Club	181.00	0.00	0.00	0.00	181.00
B	FLITE	1,846.70	0.00	0.00	0.00	1,846.70
B	Foreign Language Fund	416.43	0.00	0.00		416.43
B	French Club	1,165.65	0.00	0.00		1,165.65
B	Game Theory	56.97	0.00	0.00	0.00	56.97

**CONESTOGA HIGH SCHOOL  
STUDENT ACTIVITY ACCOUNTS  
August 31, 2017**

Account Number	Description	Balance @ 7/31/17	Disbursements	Receipts	Transfers	Balance @ 8/31/17
B	Gay Straight Alliance	1,461.89	0.00	0.00	0.00	1,461.89
B	Gender Equality	155.57	0.00	0.00	0.00	155.57
B	Gene Club	55.09	0.00	0.00	0.00	55.09
B	Geocache Club	50.12	0.00	0.00	0.00	50.12
B	German Culture	1.59	0.00	0.00		1.59
B	Girls in STEM	50.05	0.00	0.00		50.05
B	Global Citizens Club	150.57		0.00		150.57
B	Greek Culture Club	228.92	0.00	0.00		228.92
B	Greening Stoga Task Force	1,033.37	0.00	0.00		1,033.37
B	Habitat For Humanity	548.46	0.00	0.00		548.46
B	Harry Potter Club	50.00	0.00	0.00		50.00
B	Hip Hop Club	8.76	0.00	0.00		8.76
B	Hispanic Club	1,447.39	0.00	0.00		1,447.39
B	Horticulture Club	1,496.60	0.00	0.00	0.00	1,496.60
B	Humankind Water Club	420.94	0.00	0.00	0.00	420.94
B	Interact	739.84	0.00	0.00		739.84
B	Intramural Club	194.47		0.00	0.00	194.47
B	Italian Club	966.74	0.00	0.00	0.00	966.74
B	Jewish Culture Club	60.93	0.00	0.00	0.00	60.93
B	Jr Classical League	0.35	0.00	0.00	0.00	0.35
B	Jr Statesmen	5,154.51	0.00	0.00		5,154.51
B	Key Club	2,155.45	0.00	0.00	0.00	2,155.45
B	Kpop	93.00	0.00	0.00		93.00
B	LINK	270.13	0.00	0.00		270.13
B	Lit Mag	285.57	0.00	0.00	0.00	285.57
B	Magic the Gathering	50.05	0.00	0.00	0.00	50.05
B	Manifest	1,599.48	0.00	0.00	0.00	1,599.48
B	Mental Health Awareness Club	50.07	0.00	0.00	0.00	50.07
B	Model UN Club	(1,501.32)	0.00	0.00	0.00	(1,501.32)
B	Motorsports Club	370.24	0.00	0.00	0.00	370.24
B	MSA	212.10	0.00	0.00	0.00	212.10
B	Mudders Club	(419.91)	0.00	0.00	0.00	(419.91)
B	Music Inspires Change	0.00	0.00	0.00	0.00	0.00
B	Musicians' Guild	1,593.18	0.00	0.00		1,593.18
B	NAHS	392.45	0.00	0.00	0.00	392.45
B	NA Alliance End Homelessness	50.00	0.00	0.00	0.00	50.00
B	National History Comp.	70.57	0.00	0.00	0.00	70.57
B	Navigate	22.74	281.47	128.17	0.00	(130.56)
B	Northern Children's serv	167.92	0.00	0.00	0.00	167.92
B	Objectivist Club	50.11	0.00	0.00		50.11
B	Operation Oncology	50.08	0.00	0.00		50.08
B	Origami Club	50.00	0.00	0.00		50.00
B	Paddle Tennis	50.83	0.00	0.00		50.83



**CONESTOGA HIGH SCHOOL  
STUDENT ACTIVITY ACCOUNTS  
August 31, 2017**


Account Number	Description	Balance @ 7/31/17	Disbursements	Receipts	Transfers	Balance @ 8/31/17
B	Paintball Club	50.00	0.00	0.00		50.00
B	Parts for Hearts	396.45	0.00	0.00		396.45
B	PB&J Club	0.00	0.00	0.00		0.00
B	Peer Mediation	2,498.94	2,793.18	1,420.00	0.00	1,125.76
B	Philosophy Club	120.22	0.00	0.00	0.00	120.22
B	Photography Club	903.96	0.00	0.00		903.96
B	Physics Club	50.34		0.00		50.34
B	Pilates Club	50.00		0.00		50.00
B	Piodanco	435.99	0.00	0.00		435.99
B	Pioneer Pit Club	50.00	0.00	0.00		50.00
B	Puppy PALS	181.30	0.00	0.00		181.30
B	Racquet Sports club	50.00	0.00	0.00		50.00
B	Reach	1,187.39	0.00	0.00		1,187.39
B	Red Cross	143.04	0.00	0.00		143.04
B	Renaissance Reenactment club	50.00	0.00	0.00		50.00
B	Richard Wright Project	50.11	0.00	0.00		50.11
B	Robotics Club	319.82	0.00	0.00	0.00	319.82
B	Ryan's Case for Smiles	3,894.58	0.00	0.00		3,894.58
B	SADD	1,626.09	0.00	0.00		1,626.09
B	SAFE	1,214.23	0.00	0.00		1,214.23
B	SAVES	463.29	0.00	0.00		463.29
B	Science Olympiad	4,312.17	0.00	0.00		4,312.17
B	Secrets To a Long Life	80.17	0.00	0.00		80.17
B	SEPA	50.00	0.00	0.00		50.00
B	Shine	121.13	0.00	0.00	0.00	121.13
B	Ski Club	389.46	0.00	0.00	0.00	389.46
B	Smiles for Autism	791.87	0.00	0.00	0.00	791.87
B	SOAR	50.17	0.00	0.00	0.00	50.17
B	Soccer Club	9,390.12	221.29	0.00	0.00	9,168.83
B	South Asia Culture Club	251.56	0.00	0.00	0.00	251.56
B	Spoke	11,478.15	0.00	0.00		11,478.15
B	Sports Debate Club	50.00	0.00	0.00		50.00
B	Squash Club	101.94	0.00	0.00		101.94
B	Stage Crew	785.43	0.00	0.00	0.00	785.43
B	Standing Together	0.00	0.00	0.00		0.00
B	STEAM	50.11	0.00	0.00		50.11
B	Stoga Connects	50.30	0.00	0.00		50.30
B	Stoga Echoes	175.63	0.00	0.00		175.63
B	Stoga Green Peace	103.20	0.00	0.00		103.20
B	Stoga Hope	1,125.81	0.00	0.00		1,125.81
B	Stoga Launch	50.00	0.00	0.00		50.00
B	Stoga Music Crusade	117.70	0.00	0.00		117.70
B	Stoga Music Theatre	17,715.49	2,948.70	0.00		14,766.79

**CONESTOGA HIGH SCHOOL  
STUDENT ACTIVITY ACCOUNTS  
August 31, 2017**

Account Number	Description	Balance @ 7/31/17	Disbursements	Receipts	Transfers	Balance @ 8/31/17
B	Stoga Sierra	0.00	0.00	0.00		0.00
B	Stoga Slam League	50.18	0.00	0.00		50.18
B	Stoga Steppers	82.94	0.00	0.00		82.94
B	Stoga Study Buddies	195.93	0.00	0.00		195.93
B	Stogabundance	103.73	0.00	0.00		103.73
B	Student to Student	73.48	0.00	0.00		73.48
B	Student United Way Club	133.39	0.00	0.00		133.39
B	t/e Kids Care	93.43	0.00	0.00		93.43
B	Take a Blink for Pink	815.45	0.00	0.00		815.45
B	Technology Student Assoc	1,292.98	0.00	0.00	0.00	1,292.98
B	TED X	50.26	0.00	0.00		50.26
B	TEEC Club	50.11	0.00	0.00		50.11
B	Tennis to a Future Club	62.25	0.00	0.00		62.25
B	The Book Club	50.30	0.00	0.00		50.30
B	The Capples	375.38	0.00	0.00	0.00	375.38
B	The First Tee	50.25	0.00	0.00		50.25
B	The Pulsera Project	(0.00)	0.00	0.00	0.00	(0.00)
B	Together We Rise	50.12	0.00	0.00		50.12
B	Tri-M Music Honor Society	394.38	0.00	0.00	0.00	394.38
B	TV Production	808.34	0.00	40.00		848.34
B	Underwater Robotics Team	345.03	0.00	0.00	0.00	345.03
B	UNHCR	182.82	0.00	0.00	0.00	182.82
B	Unicef	513.40	0.00	0.00	0.00	513.40
B	Vegetarian Club	54.06	0.00	0.00		54.06
B	Volleyball	530.36		0.00		530.36
B	We for She	50.00		0.00		50.00
B	Wear it Share it	50.00		0.00		50.00
B	Wishes for the Wild	70.40	0.00	0.00		70.40
B	Women in Politics	50.23	0.00	0.00		50.23
B	Wounded Warrior Project	180.55	0.00	0.00		180.55
B	Yearbook	30,709.59	0.00	190.00		30,899.59
B	Young Advocates for Designers	50.07	0.00	0.00		50.07
B	Young Democrats Club	104.05	0.00	0.00		104.05
B	Young Economists Club	50.00	0.00	0.00		50.00
B	Young Republicans Club	158.23		0.00		158.23
B	Young Republicrats	50.00	0.00	0.00	0.00	50.00
B	Young Socialists Club	50.00	0.00	0.00		50.00
C	Class of 2017	4,151.24	0.00	0.00	0.00	4,151.24
C	Class of 2018	5,358.22	0.00	0.00		5,358.22
C	Class of 2019	5,665.20	0.00	0.00		5,665.20
C	Class of 2020	4,802.38	0.00	0.00		4,802.38
C	Class of 2021	500.00	0.00	0.00		500.00
D	Clearing Account	3,312.66	2,800.00	0.00	0.00	512.66

**CONESTOGA HIGH SCHOOL  
STUDENT ACTIVITY ACCOUNTS  
August 31, 2017**

Account Number	Description	Balance @ 7/31/17	Disbursements	Receipts	Transfers	Balance @ 8/31/17
D	Field Trip Account	2,453.00	0.00	0.00	0.00	2,453.00
D	Interest Income	1,259.30	0.00	215.02		1,474.32
E	Beautification	5,482.35	0.00	40.27	0.00	5,522.62
E	NHS	292.20	0.00	0.00		292.20
E	Student Body Fund	25,517.58	8,016.34	4,017.29	0.00	21,518.53
E	Student Council	14,478.57	9,437.96	4,495.00	0.00	9,535.61
E	Testing Service	(3,018.85)	0.00	0.00	0.00	(3,018.85)
	Totals	288,780.15	36,069.94	31,240.92	0.00	283,951.13

Approved 

Date 9.19.17

**T/E MIDDLE SCHOOL  
STUDENT ACTIVITY ACCOUNTS  
August 31, 2017**

Account Number	Description	Balance @ 7/31/2017	Disbursements	Receipts	Transfers	Balance @ 8/31/2017
1001	Misc Athletics	\$ 2,735.80				\$ 2,735.80
1002	Football	\$ -	\$ -	\$ 2,100.00		\$ 2,100.00
1003	Hockey	\$ -		\$ 1,200.00		\$ 1,200.00
1004	Soccer	\$ -	\$ -	\$ 2,700.00		\$ 2,700.00
1005	Volleyball	\$ -	\$ -	\$ 1,000.00		\$ 1,000.00
1006	Basketball	\$ -	\$ -			\$ -
1007	Wrestling	\$ -		\$ -		\$ -
1008	Softball	\$ -	\$ -			\$ -
1009	Baseball	\$ -	\$ -			\$ -
1010	Lacrosse	\$ -	\$ -			\$ -
2001	Yearbook	\$ (2,377.49)				\$ (2,377.49)
2003	Junior Model UN	\$ 335.00				\$ 335.00
2004	Student Council	\$ 1,072.95		\$ -		\$ 1,072.95
2005	Cultural Clubs	\$ (324.84)	\$ -	\$ -		\$ (324.84)
3001	Tech Ed	\$ -				\$ -
3002	5th/6th Trips-Extracurr.	\$ -	\$ -	\$ -		\$ -
3003	7th Williamsburg		\$ -			\$ -
3004	8th Hershey	\$ (55.00)	\$ -	\$ -		\$ (55.00)
3006	8th Washington DC	\$ 259.92				\$ 259.92
4004	Media Center	\$ 156.89				\$ 156.89
4007	Miscellaneous	\$ 2,337.84	\$ -			\$ 2,337.84
4008	Interest	\$ 20.91		\$ 18.74		\$ 39.65
4010	Student Body Account	\$ 2,515.21	\$ 305.20			\$ 2,210.01
5001	Music	\$ 3,111.60		\$ -		\$ 3,111.60
5002	5/6 & 7/8 Plays	\$ 4,146.80				\$ 4,146.80
6001	Gr 5 Trips & Programs	\$ 5,223.00	\$ -	\$ -		\$ 5,223.00
6002	Gr 6 Trips & Programs	\$ 4,398.00	\$ -	\$ -		\$ 4,398.00
6003	Gr 7 Trips & Programs	\$ 1,550.00				\$ 1,550.00
6004	Gr 8 Trips & Programs	\$ (299.99)				\$ (299.99)
						\$ -
	Totals	\$ 24,806.60	\$ 305.20	\$ 7,018.74		\$ 31,520.14

Approved A Phillips

Valley Forge Middle School  
 Student Activities Accounts  
 August 31, 2017

Account Number	Description	Balance @ 7/31/17	Disbursements	Receipts	Transfers	Balance @ 8/31/17
A 1001	Miscellaneous	461.54	250.00	5,200.00		5,411.54
A 1002	Football	0.00				0.00
A 1003	Hockey	0.00				0.00
A 1004	Soccer	0.00				0.00
A 1005	Volleyball	0.00				0.00
A 1006	Basketball	0.00				0.00
A 1007	Wrestling	0.00				0.00
A 1008	Track	0.00				0.00
A 1009	Baseball	0.00				0.00
A 1010	Softball	0.00				0.00
A 1011	Lacrosse	0.00				0.00
C 2003	VF Track Club	7,518.78				7,518.78
C 2004	Builders Club	3,043.91				3,043.91
C 2005	Model UN Club	1,395.51				1,395.51
C 2007	Odyssey of Mind	0.00				0.00
C2008	Future Cities	73.70				73.70
C 2009	Girl Up!	194.68				194.68
F 3002	Williamsburg Trip	(5,008.43)		700.00		(4,308.43)
F 3005	Grade 5 Trips	5,219.95	820.00			4,399.95
F 3006	Grade 6 Trips	14,963.64				14,963.64
F 3007	Grade 7 Trips	563.02				563.02
F 3008	Grade 8 Trips	42,477.78	7,410.00			35,067.78
G 4001	Student Body Acct	121.43		79.20		200.63
G 4003	Yearbook	21,309.54	13,383.91			7,925.63
G 4004	Student Council	7,798.55				7,798.55
G 4007	Interest	35.51		46.16		81.67
G 4008	School Store	623.47				623.47
G 4009	Drama	12.90				12.90
G 4011	Musical Fund	1,337.70				1,337.70
G 4012	Community Service	897.58				897.58
M 5001	Band Fund	117.27	17.44			99.83
M 5002	Vocal/String Music	0.00				0.00
M 5003	Music Trip Acct.	3,279.46				3,279.46
T 6001	5th Grade Teams	0.00				0.00
T 6002	6th Grade Teams	1,884.21				1,884.21
T 6003	7th Grade Teams	633.57				633.57
T 6004	8th Grade Teams	1,000.56				1,000.56
	Totals	109,955.83	21,881.35	6,025.36		94,099.84
	Approved: <i>Matthew R. Johnson</i>					

**TREDYFFRIN/EASTTOWN SCHOOL DISTRICT  
CAPITAL PROJECTS FUNDS  
September, 2017**

CASH	2,214,912.86	
INVESTMENTS	8,365,000.00	
DUE FROM/(TO) OTHER FUNDS		
ACCOUNTS PAYABLE		
<b>TOTAL ASSETS</b>		<b>\$10,579,912.86</b>
BEGINNING FUND BALANCE	\$10,504,797.47	
REVENUE	75,115.39	
EXPENDITURES		
ENCUMBRANCES		
<b>AS OF September 2017</b>		<b>\$10,579,912.86</b>

**TREDYFFRIN/EASTTOWN SCHOOL DISTRICT  
CAPITAL PROJECTS BONDS FUNDS  
September, 2017**

CASH	\$4,701,640.08	
INVESTMENTS	4,695,150.51	
DUE FROM/(TO) OTHER FUNDS	(\$2,649,214.39)	
ACCOUNTS PAYABLE	(\$1,916,267.00)	
<b>TOTAL ASSETS</b>		<b>\$4,831,309.20</b>
BEGINNING FUND BALANCE	\$9,385,709.20	
REVENUE	\$0.00	
EXPENDITURES	(\$2,638,133.00)	
ENCUMBRANCES	(\$1,916,267.00)	
<b>AS OF September 2017</b>		<b>\$4,831,309.20</b>

## TREDYFFRIN-EASTTOWN SCHOOL DISTRICT

Statement of Revenues, Expenses and  
Changes in Fund Net Assets  
Food and Nutrition Services (FNS)  
Proprietary Fund  
9/30/2017

	Sep-17	YTD	Prior Yr YTD	YTD Budget
<b>Operating Revenues:</b>				
Catering Revenue	\$ 4,570	\$ 4,570	\$ 5,578	\$ 3,000
Vending Commissions	\$ 300	\$ 300	\$ -	\$ 80
Other Revenue	\$ -	\$ -	\$ 253	\$ 400
Lunch/Breakfast	\$ 302,229	\$ 302,229	\$ 322,865	\$ 252,111
<b>TOTAL OPERATING REVENUE</b>	<b>\$ 307,099</b>	<b>\$ 307,099</b>	<b>\$ 328,696</b>	<b>\$ 255,591</b>
<b>Non-Operating Revenues:</b>				
Interest/Bank Supplies	\$ 1,626	\$ 1,626	\$ 612	\$ 520
<b>State Subsidy:</b>			\$ -	\$ -
School Lunch Program	\$ 4,654	\$ 4,654	\$ 5,016	\$ 4,100
Social Security Subsidy	\$ 4,581	\$ 4,581	\$ 4,459	\$ 2,800
Retirement Subsidy	\$ 19,342	\$ 19,342	\$ 17,585	\$ 14,800
<b>Federal Aid:</b>			\$ -	\$ -
School Lunch Program	\$ 30,080	\$ 30,080	\$ 32,434	\$ 19,890
Donated Commodities	\$ 8,205	\$ 8,205	\$ 11,530	\$ 8,400
<b>TOTAL NON-OPERATING REVENUE</b>	<b>\$ 68,489</b>	<b>\$ 68,489</b>	<b>\$ 71,637</b>	<b>\$ 50,510</b>
<b>TOTAL REVENUE</b>	<b>\$ 375,588</b>	<b>\$ 375,588</b>	<b>\$ 400,333</b>	<b>\$ 306,101</b>
<b>Operating Expenses:</b>				
Salaries	\$ 157,721	\$ 157,721	\$ 137,222	\$ 94,219
Benefits	\$ 116,619	\$ 116,619	\$ 93,214	\$ 80,064
Food Costs	\$ 123,796	\$ 123,796	\$ 157,564	\$ 106,486
Supplies (Paper, Cleaning, Uniforms, etc)	\$ 18,792	\$ 18,792	\$ 16,342	\$ 9,793
Depreciation	\$ 7,096	\$ 7,096	\$ 6,546	\$ 7,109
Repairs and Maintenance	\$ 12,421	\$ 12,421	\$ 8,824	\$ 4,400
<b>TOTAL OPERATING EXPENSES</b>	<b>\$ 436,445</b>	<b>\$ 436,445</b>	<b>\$ 419,712</b>	<b>\$ 302,071</b>
<b>OPERATING PROFIT/(LOSS)</b>	<b>\$ (60,857)</b>	<b>\$ (60,857)</b>	<b>\$ (19,379)</b>	<b>\$ 4,030</b>
Operating Transfers In/Out	\$ -	\$ -	\$ -	
<b>CHANGE IN NET ASSETS</b>	<b>\$ (60,857)</b>	<b>\$ (60,857)</b>	<b>\$ (19,379)</b>	<b>\$ 4,030</b>
<b>Net Assets</b>				
Invested in Capital Assets	340,164.00			
Unrestricted	(2,654,367.21)			
<b>TOTAL NET ASSETS</b>	<b>(2,314,203.21)</b>			



TREDYFFRIN EASTTOWN SCHOOL DISTRICT  
CHECK REGISTER  
FROM 9/1/17 TO 9/30/17

Check Number	Check Date	Vendor Name	Transaction Amount
117375	09/01/2017	BENEFIT ALLOCATION SYSTEMS	\$746.30
117376	09/01/2017	BENEFIT ALLOCATION SYSTEMS	\$275.01
117377	09/01/2017	FLITE	\$122.64
117378	09/01/2017	MR AND MRS MIKE GARITO	\$5,500.00
117379	09/01/2017	TRUMARK FINANCIAL CREDIT UNION	\$5,412.00
117380	09/01/2017	TUITION ACCOUNT PROGRAM	\$50.00
117382	09/05/2017	TREDYFFRIN TOWNSHIP	\$280.20
117383	09/06/2017	PENNA ASSOC OF SCH BUS OFF	\$50.00
117384	09/08/2017	3B SERVICES, INC.	\$7,530.00
117385	09/08/2017	AARON SOLUTIONS COMPANY	\$3,951.80
117386	09/08/2017	ACCESS TRAINING SERVICES, INC.	\$1,250.00
117387	09/08/2017	AMANDA DIANDREA	\$75.00
117388	09/08/2017	AMERICAN EDUCATIONAL RESEARCH	\$210.00
117389	09/08/2017	AMY DALY	\$225.00
117390	09/08/2017	ANAND SHAH	\$150.00
117391	09/08/2017	ANGELA CLARK	\$150.00
117392	09/08/2017	ANGELO'S CLEANING INC	\$1,507.77
117393	09/08/2017	B & H PHOTO VIDEO INC	\$3,772.18
117394	09/08/2017	BALFORD FARMS	\$2,342.92
117395	09/08/2017	BARNES & NOBLE BOOKSTORES INC	\$1,004.39
117396	09/08/2017	BAROT MITALI	\$216.65
117397	09/08/2017	BAYUS, STEPHEN	\$1,618.01
117398	09/08/2017	BLICK ART MATERIALS LLC	\$30.72
117399	09/08/2017	BRAINPOP.COM	\$1,795.00
117400	09/08/2017	BRIANNA CICCANTI	\$188.76
117401	09/08/2017	BRUCE MATZINGER	\$225.00
117402	09/08/2017	BSN SPORTS	\$63.75
117403	09/08/2017	C & M REFRIGERATION	\$181.00
117404	09/08/2017	CAMCOR, INC.	\$190.00
117405	09/08/2017	CDW COMPUTERS CENTERS INC	\$2,476.01
117406	09/08/2017	CIOCCO, ALICE	\$112.52
117407	09/08/2017	CM REGENT, LLC	\$14,093.66
117408	09/08/2017	COLONIAL ELECTRIC SUPPLY CO IN	\$1,011.89
117409	09/08/2017	COMCAST CABLE	\$124.26
117410	09/08/2017	CONESTOGA HIGH SCHOOL	\$300.00
117411	09/08/2017	CONSTELLATION NEW ENERGY	\$2,477.55
117412	09/08/2017	CROWN TROPHY	\$312.25
117413	09/08/2017	DALEY + JALBOOT ARCHITECTS, INC.	\$3,945.00
117414	09/08/2017	DANIEL JOYANNA	\$8.56
117415	09/08/2017	DECKMAN ELECTRIC INC	\$688.00
117416	09/08/2017	DON LEN	\$681.00
117417	09/08/2017	DONGDONG CAO	\$150.00
117418	09/08/2017	EBSO SUBSCRIPTION SERVICES	\$815.55
117419	09/08/2017	ELENCO ELECTRONICS INC.	\$838.00
117420	09/08/2017	EPIC SPORTS, INC.	\$14.35
117421	09/08/2017	EVOLLVE, INC.	\$2,000.00
117422	09/08/2017	FAKHRUDDIN CHOMELAWALA	\$150.00
117423	09/08/2017	FEESER FOODS	\$28,754.40
117424	09/08/2017	FELS SUPPLY COMPANY	\$60.00
117425	09/08/2017	FITNESS MACHINE TECHNICIANS	\$580.00

TREDYFFRIN EASTTOWN SCHOOL DISTRICT  
CHECK REGISTER  
FROM 9/1/17 TO 9/30/17

Check Number	Check Date	Vendor Name	Transaction Amount
117426	09/08/2017	FUNK, DORIS	\$72.00
117427	09/08/2017	GE MONEY BANK/AMAZON	\$1,411.43
117428	09/08/2017	GEORGE KRAPF & SONS INC	\$34,141.53
117429	09/08/2017	GLENN BAKER	\$75.00
117430	09/08/2017	GLOBAL EQUIPMENT CO	\$69.35
117431	09/08/2017	GOOSE SQUAD, LLC	\$675.00
117432	09/08/2017	HAGOP MARGOSSIAN	\$75.00
117433	09/08/2017	HEINEMANN	\$7,831.57
117434	09/08/2017	HILLYARD - DELAWARE VALLEY	\$275.12
117435	09/08/2017	HMH SUPPLEMENTAL	\$7,539.95
117436	09/08/2017	HOUGHTON MIFFLIN COMPANY	\$7,008.00
117437	09/08/2017	HUAN WANG	\$150.00
117439	09/08/2017	JAMES COLLIN	\$75.00
117440	09/08/2017	JAMES GALASSO	\$150.00
117441	09/08/2017	JOHN AMERIKS	\$150.00
117442	09/08/2017	JOHNSTONE SUPPLY OF DOWNINGTOWN	\$84.84
117443	09/08/2017	JON ZAHLWAY	\$150.00
117444	09/08/2017	JOSEPH BRUNI	\$150.00
117445	09/08/2017	KELLY`S SPORTS LTD	\$162.00
117446	09/08/2017	KENNETH MICHLITSCH	\$150.00
117447	09/08/2017	KIRK THIBAUT	\$150.00
117448	09/08/2017	KURTZ BROS	\$30.74
117449	09/08/2017	LAWN & GOLF SUPPLY INC	\$1,197.45
117450	09/08/2017	LEARNING THINGS, LLC	\$96.50
117451	09/08/2017	LETTS, NANCY	\$300.40
117452	09/08/2017	LITTLEWOOD, PATRICIA	\$210.00
117453	09/08/2017	MARLA CARSON	\$75.00
117454	09/08/2017	MATT GROVE	\$150.00
117455	09/08/2017	MATTHEWS PAOLI FORD	\$273.63
117456	09/08/2017	MC MASTER-CARR	\$442.25
117457	09/08/2017	MJF ELECTRICAL CONTRACTING, INC.	\$152,636.00
117458	09/08/2017	MORABITO BAKING COMPANY	\$1,291.87
117459	09/08/2017	MR & MRS. JASON GOODCHILD	\$96,449.66
117460	09/08/2017	MR. AND MRS. KEN KILGORE	\$2,730.00
117461	09/08/2017	MUSIC & ARTS CENTER	\$150.00
117462	09/08/2017	MYCO MECHANICAL, INC.	\$413,638.02
117463	09/08/2017	NASCO	\$414.87
117464	09/08/2017	NAT`L TICKET COMPANY	\$439.79
117465	09/08/2017	NHS	\$4,218.90
117466	09/08/2017	NIMISH PATEL	\$150.00
117467	09/08/2017	NORRIS SALES	\$61.37
117468	09/08/2017	OFFICE DEPOT	\$962.30
117469	09/08/2017	ORIENTAL TRADING COMPANY INC	\$360.20
117470	09/08/2017	ORKIN PEST CONTROL	\$589.74
117471	09/08/2017	PAC INDUSTRIES INC	\$1,383.00
117472	09/08/2017	PADHI, SUPRIYA	\$150.00
117473	09/08/2017	PALMER, RYAN	\$2,104.80
117474	09/08/2017	PCA INDUSTRIAL & PAPER SUPPLIE	\$4,336.70
117475	09/08/2017	PEARSON EDUCATION	\$203.93
117476	09/08/2017	PEGGY LAVALLEE	\$150.00

TREDYFFRIN EASTTOWN SCHOOL DISTRICT  
CHECK REGISTER  
FROM 9/1/17 TO 9/30/17

Check Number	Check Date	Vendor Name	Transaction Amount
117477	09/08/2017	PENN JERSEY PAPER COMPANY	\$3,965.97
117478	09/08/2017	PENSPRA	\$95.00
117479	09/08/2017	PERFECTION LEARNING CORP	\$162.85
117480	09/08/2017	PETROLEUM TRADERS CORPORATION	\$13,406.88
117481	09/08/2017	PHILIP ROSENAU COMPANY INC	\$403.68
117482	09/08/2017	PIONEER MANUFACTURING COMPANY	\$1,766.00
117483	09/08/2017	PITNEY BOWES SUPPLY LINE	\$841.46
117484	09/08/2017	PREETI GUPTA	\$150.00
117485	09/08/2017	PRESTON, ERIN	\$150.00
117486	09/08/2017	PRO-ED INC	\$1,317.80
117487	09/08/2017	PROFESSIONAL DUPLICATING, INC.	\$1,811.18
117488	09/08/2017	PROSHRED SECURITY	\$80.00
117489	09/08/2017	PYRAMID SCHOOL PRODUCTS	\$246.85
117490	09/08/2017	RAJASEKHAR GOGULA	\$150.00
117491	09/08/2017	RAMAN, KRISHNA KUMAR	\$75.00
117492	09/08/2017	RAMIAR HAMIDI	\$181.55
117493	09/08/2017	RICOH USA INC	\$2,727.44
117494	09/08/2017	ROGERS MECHANICAL COMPANY	\$24,343.75
117495	09/08/2017	ROTHWELL DOCUMENTS SOLUTIONS INC	\$772.50
117496	09/08/2017	S D I C	\$2,243.05
117497	09/08/2017	SANJAY KULKARNI	\$75.00
117498	09/08/2017	SCHOLASTIC CLASSROOM MAGAZINES	\$131.84
117499	09/08/2017	SCHOOL HEALTH CORP	\$63.10
117500	09/08/2017	SCHOOL SPECIALTY, INC.	\$57.52
117501	09/08/2017	SCHOOL SPECIALTY, INC.	\$2,068.55
117502	09/08/2017	SETTLE DAWN	\$1,663.12
117503	09/08/2017	SHAH, MUKTI	\$150.00
117504	09/08/2017	SHAPIRO FIRE PROTECTION CO	\$1,304.00
117505	09/08/2017	SHILPA MENEZES	\$75.00
117506	09/08/2017	SINGER EQUIPMENT COMPANY INC	\$608.60
117507	09/08/2017	SLOBOJAN MARIE	\$127.65
117508	09/08/2017	SMONDROWSKI MATTHEW	\$18.03
117509	09/08/2017	SPIRE AVL, LLC	\$327.00
117510	09/08/2017	SPLASHTOP, INC	\$115.00
117511	09/08/2017	SPOK, INC.	\$22.83
117512	09/08/2017	SPORTSMANS	\$1,494.80
117513	09/08/2017	STEEGE, PAUL	\$150.00
117514	09/08/2017	STEFANO MICHAEL	\$69.00
117515	09/08/2017	STEFANO, MICHAEL	\$808.00
117516	09/08/2017	STERN KRISTEN	\$2,232.00
117517	09/08/2017	STOHRER, LAUREEN	\$189.74
117518	09/08/2017	STRAYER, CHRISTIE	\$1,536.00
117519	09/08/2017	SUMIT BASU	\$75.00
117520	09/08/2017	SUPER TEACHER WORKSHEETS	\$19.95
117438	09/08/2017	SUPPLYWORKS	\$9,765.00
117521	09/08/2017	SWATI RANA	\$150.00
117522	09/08/2017	T FRANK MCCALLS INC	\$499.50
117523	09/08/2017	THE CERAMIC SHOP	\$2,420.95
117524	09/08/2017	THE SHERWIN-WILLIAMS COMPANY	\$651.48
117525	09/08/2017	TIEDE SUSAN	\$412.08

TREDYFFRIN EASTTOWN SCHOOL DISTRICT  
CHECK REGISTER  
FROM 9/1/17 TO 9/30/17

Check Number	Check Date	Vendor Name	Transaction Amount
117526	09/08/2017	TIME	\$648.00
117527	09/08/2017	TIMOTHY CHEN	\$75.00
117528	09/08/2017	TOBAN EMMANUEL	\$150.00
117529	09/08/2017	TOM DUNLAP	\$150.00
117530	09/08/2017	TOWN SUPPLY CO INC	\$1,686.57
117531	09/08/2017	TREASURER OF CHESTER COUNTY	\$1,800.00
117532	09/08/2017	TRIANGLE COMMUNICATIONS, INC.	\$9,000.00
117533	09/08/2017	TRI-M	\$10,243.50
117534	09/08/2017	TRIPLE CROWN SPORTS	\$137.10
117535	09/08/2017	U S FOODSERVICE INC	\$18,050.61
117536	09/08/2017	U S POSTAL SERVICE	\$5,000.00
117537	09/08/2017	UNITED PARCEL SERVICE	\$77.40
117538	09/08/2017	UNITED REFRIGERATION INC	\$86.65
117539	09/08/2017	VALLEY FORGE SECURITY CENTER	\$89.04
117540	09/08/2017	VEENA GAIKWAD	\$75.00
117541	09/08/2017	VERIZON	\$230.50
117542	09/08/2017	VIDELOCK JOYCE	\$88.00
117543	09/08/2017	VIDYA SHETTAR	\$150.00
117544	09/08/2017	VIRCO MFG CORPORATION	\$2,176.48
117545	09/08/2017	W B MASON COMPANY, INC	\$56,127.06
117546	09/08/2017	W W GRAINGER'S INC	\$3,637.13
117547	09/08/2017	WANG, LIANSHENG	\$150.00
117548	09/08/2017	WATERS, DANIEL	\$90.40
117549	09/08/2017	WENDY MARKIND	\$150.00
117550	09/08/2017	WENDY MERCALDO	\$150.00
117551	09/08/2017	WEX BANK	\$15,799.45
117552	09/08/2017	WRIGHT, ELAINE	\$99.00
117553	09/08/2017	WYATT ELEVATOR COMPANY	\$330.00
117554	09/08/2017	XU XU YAN	\$5.70
117555	09/08/2017	XUE-MING SHEN	\$150.00
117556	09/08/2017	YUN GU	\$300.00
117557	09/08/2017	ZOOM DRAIN & SEWER CLEANING	\$1,033.60
117567	09/15/2017	3B SERVICES, INC.	\$5,850.00
117568	09/15/2017	A/CAPA	\$175.00
117569	09/15/2017	AARON SOLUTIONS COMPANY	\$588.00
117570	09/15/2017	ADAM ROSELAND	\$150.00
117571	09/15/2017	ALL AMERICAN/RIDDELL	\$1,116.50
117572	09/15/2017	AMERICAN MATH COMPETITIONS	\$511.00
117573	09/15/2017	ANDERSON, DAVID	\$2,232.00
117574	09/15/2017	ANDREA LYON	\$1,540.00
117575	09/15/2017	ANTHONY, JANE B	\$1,397.50
117576	09/15/2017	ANTOINETTE DRILL	\$225.00
117577	09/15/2017	ANUK M DAS	\$150.00
117578	09/15/2017	APPERSON	\$61.95
117579	09/15/2017	APPLE INC	\$1,448.00
117580	09/15/2017	APPLIED VIDEO TECHNOLOGY INC	\$4,954.00
117581	09/15/2017	ARBEN SEVA	\$240.00
117582	09/15/2017	B & H PHOTO VIDEO INC	\$168.76
117583	09/15/2017	BARNES & NOBLE BOOKSTORES INC	\$931.41
117584	09/15/2017	BEAUMONT H S A	\$500.00

TREDYFFRIN EASTTOWN SCHOOL DISTRICT  
CHECK REGISTER  
FROM 9/1/17 TO 9/30/17

Check Number	Check Date	Vendor Name	Transaction Amount
117585	09/15/2017	BECKER'S SCHOOL SUPPLIES	\$119.58
117586	09/15/2017	BELL, BEVERLY	\$1,275.00
117559	09/15/2017	BENEFIT ALLOCATION SYSTEMS	\$12,432.03
117558	09/15/2017	BENEFIT ALLOCATION SYSTEMS	\$7,940.95
117587	09/15/2017	BREESER, BRIAN	\$391.20
117588	09/15/2017	BSN SPORTS	\$705.48
117589	09/15/2017	BUCKLEY, KATHLEEN	\$808.00
117590	09/15/2017	CAMCOR, INC.	\$4,618.40
117591	09/15/2017	CAROLINA BIOLOGICAL SUPPLY CO	\$4,348.00
117592	09/15/2017	CDW COMPUTERS CENTERS INC	\$1,329.75
117593	09/15/2017	CHESTER COUNTY TAX CLAIM BUREAU	\$5,164.96
117594	09/15/2017	CLEMENS UNIFORM	\$136.64
117595	09/15/2017	COHLE, JENNIFER M.	\$1,668.00
117596	09/15/2017	COMCAST CABLE	\$6.33
117597	09/15/2017	CRITICARE HOME HEALTH & NURSING	\$660.00
117598	09/15/2017	CRUZ, MICHAEL	\$404.00
117599	09/15/2017	DAILEY MICHELLE	\$1,536.00
117600	09/15/2017	DECKMAN ELECTRIC INC	\$389.13
117601	09/15/2017	DELL MARKETING LP	\$179.98
117602	09/15/2017	DELTA-T GROUP	\$2,548.26
117603	09/15/2017	DESIGNCORP	\$204.00
117604	09/15/2017	DIAMOND ROCK LLC	\$11,770.00
117605	09/15/2017	DR. DUSHENDRA J CHETTY	\$75.00
117606	09/15/2017	DR. HOLLY HEDRICK	\$20.00
117607	09/15/2017	EDCLUB, INC.	\$2,050.00
117608	09/15/2017	EDUCATION WEEK	\$89.94
117609	09/15/2017	ELMER SCHULTZ SERVICES INC	\$1,955.93
117610	09/15/2017	EPS/SCHOOL SPECIALTY LITERACY & INT	\$120.00
117560	09/15/2017	FLITE	\$127.64
117611	09/15/2017	FOLLETT SCHOOL SOLUTIONS, INC.	\$102.48
117612	09/15/2017	FRANKLIN CLEANING EQUIP. & SUPPLY	\$459.45
117613	09/15/2017	FUN & FUNCTION	\$45.98
117614	09/15/2017	GAZZARA MARIANNA	\$1,440.00
117615	09/15/2017	GE MONEY BANK/AMAZON	\$503.14
117616	09/15/2017	GENERAL BINDING CORP	\$865.62
117617	09/15/2017	GENERAL HEALTHCARE RESOURCES, INC.	\$252.00
117618	09/15/2017	GEORGE KRAPP & SONS INC	\$211,917.34
117619	09/15/2017	GILMAN GEAR, INC	\$2,701.49
117620	09/15/2017	GLOBAL DATA CONSULTANTS, LLC	\$5,450.00
117621	09/15/2017	GLOBAL EQUIPMENT CO	\$48.83
117561	09/15/2017	HAB-DLT	\$103.09
117622	09/15/2017	HAWKINS, RICHARD	\$481.24
117623	09/15/2017	HEALTH MATS CO	\$194.14
117624	09/15/2017	HOBART CORP	\$298.00
117625	09/15/2017	HUA WANG	\$75.00
117626	09/15/2017	IMMACULATA UNIVERSITY	\$3,860.00
117627	09/15/2017	INDCO INC	\$1,652.51
117628	09/15/2017	IRON MOUNTAIN	\$301.04
117629	09/15/2017	J M YOUNG & SONS	\$3,750.44
117630	09/15/2017	J W PEPPER & SON INC	\$922.72

TREDYFFRIN EASTTOWN SCHOOL DISTRICT  
CHECK REGISTER  
FROM 9/1/17 TO 9/30/17

Check Number	Check Date	Vendor Name	Transaction Amount
117631	09/15/2017	JOSEPH GARTLAND INC	\$582.50
117632	09/15/2017	KELLY`S SPORTS LTD	\$300.00
117633	09/15/2017	LANCASTER-LEBANON I U	\$3,225.00
117634	09/15/2017	LANGUAGE SERVICES ASSOCIATES	\$87.40
117635	09/15/2017	LEARNING A-Z	\$94.95
117636	09/15/2017	LEGO EDUCATION	\$241.77
117637	09/15/2017	LEHIGH UNIVERSITY	\$2,825.00
117638	09/15/2017	LI CHEN	\$75.00
117639	09/15/2017	LIEB INSPECTION & TESTING, INC	\$578.00
117640	09/15/2017	MAC FLOORING LLC	\$1,285.00
117641	09/15/2017	MACK SERVICE GROUP	\$2,573.84
117642	09/15/2017	MADHAVI ANUPATI	\$75.00
117643	09/15/2017	MAGNATAG PRODUCTS	\$3,675.80
117644	09/15/2017	MAIKITS (JAGGERS), COURTNEY	\$808.00
117645	09/15/2017	MAIN LINE MOWER INC	\$103.04
117646	09/15/2017	MARY JEANNE ROBINSON	\$41,500.00
117647	09/15/2017	MASTERPIECE MULTIMEDIA	\$4,044.43
117648	09/15/2017	MATHSPACE INC.	\$3,975.00
117649	09/15/2017	MATTHEWS PAOLI FORD	\$35.35
117650	09/15/2017	MICHAEL XU	\$32.51
117651	09/15/2017	MINASIAN SILVA	\$44.06
117652	09/15/2017	MOORE MEDICAL CORPORATION	\$214.76
117653	09/15/2017	MOVIE LICENSING USA	\$481.00
117654	09/15/2017	MR & MRS GEORGE MAJOR	\$69,650.00
117655	09/15/2017	MR. AND MRS. STEVE FRECH	\$8,180.00
117656	09/15/2017	MS. KIM GIBNEY	\$5,100.00
117657	09/15/2017	MS. M. WATSON AND MR. K. WATSON	\$35,300.00
117658	09/15/2017	MUSIC & ARTS CENTER	\$123.36
117659	09/15/2017	NANCY CROWE	\$2,528.02
117660	09/15/2017	NATION, CHRISTOPHER	\$1,548.00
117661	09/15/2017	NCS PEARSON, INC.	\$398.03
117662	09/15/2017	NORRISTOWN BRICK	\$1,381.00
117663	09/15/2017	OFFICE DEPOT	\$10,756.38
117664	09/15/2017	ORIENTAL TRADING COMPANY INC	\$99.30
117665	09/15/2017	P A S P A	\$225.00
117666	09/15/2017	PA MATHEMATICS LEAGUE	\$500.00
117667	09/15/2017	PATRIOT PEST SOLUTIONS	\$285.00
117668	09/15/2017	PCS REVENUE CONTROL SYSTEMS, INC.	\$3,039.00
117669	09/15/2017	PEARSON EDUCATION	\$2,659.66
117670	09/15/2017	PECO ENERGY COMPANY	\$40,751.40
117671	09/15/2017	PENNSYLVANIA CYBER CHARTER SCHOOL	\$13,313.41
117672	09/15/2017	PENNSYLVANIA VIRTUAL CHARTER SCHOOL	\$6,387.09
117673	09/15/2017	PIONEER MANUFACTURING COMPANY	\$560.00
117674	09/15/2017	PITNEY BOWES GLOBAL FINANCIAL SERV.	\$1,657.77
117675	09/15/2017	PROFESSIONAL DUPLICATING, INC.	\$2,922.39
117676	09/15/2017	PROSHRED SECURITY	\$600.00
117677	09/15/2017	REALLY GOOD STUFF INC	\$167.09
117678	09/15/2017	RECONSTRUCTIVE ORTHOPEDIC	\$600.00
117679	09/15/2017	REDDING, SAMANTHA	\$1,668.00
117680	09/15/2017	RENAISSANCE ACADEMY CHARTER SCHOOL	\$18,453.60

TREDYFFRIN EASTTOWN SCHOOL DISTRICT  
CHECK REGISTER  
FROM 9/1/17 TO 9/30/17

Check Number	Check Date	Vendor Name	Transaction Amount
117681	09/15/2017	RICOH USA INC	\$9.33
117682	09/15/2017	ROBERT COHN, MD	\$750.00
117683	09/15/2017	SAFETY SOLUTIONS INC	\$59.60
117684	09/15/2017	SAINT JOSEPH'S UNIVERSITY	\$1,021.00
117685	09/15/2017	SANDRA NISSENBAUM	\$150.00
117686	09/15/2017	SAVITRI VAIDHYANATHAN	\$75.00
117687	09/15/2017	SBH AWARDS, LLC	\$1,094.00
117688	09/15/2017	SCHOOL HEALTH CORP	\$43.00
117689	09/15/2017	SCHOOL SPECIALTY, INC.	\$1,388.26
117690	09/15/2017	SHORT, RICHARD	\$1,478.40
117691	09/15/2017	SIMPLEX GRINNELL	\$4,028.83
117692	09/15/2017	SITARAM NELAMANGALA	\$75.00
117693	09/15/2017	STENHOUSE PUBLISHERS	\$1,209.00
117694	09/15/2017	STEVE WEISS MUSIC	\$1,657.80
117695	09/15/2017	STRATIX SYSTEMS CORPORATE HEADQTRS	\$762.00
117562	09/15/2017	T.E.E.A.	\$22,936.90
117563	09/15/2017	T.E.E.A.-P.A.C.E.	\$409.10
117564	09/15/2017	T.E.N.I.G.	\$2,238.53
117696	09/15/2017	TEAM GB - GARY BIELECKI	\$380.00
117697	09/15/2017	TEXTBOOK WAREHOUSE	\$1,140.65
117698	09/15/2017	THE CENTER ON CENTRAL	\$2,400.00
117699	09/15/2017	TODD CAMERON & SHARON LEVITCH	\$35,000.00
117700	09/15/2017	TREASURER OF CHESTER COUNTY	\$55.00
117702	09/15/2017	TREDYFFRIN TOWNSHIP	\$1,160.00
117701	09/15/2017	TREDYFFRIN TOWNSHIP	\$247.88
117703	09/15/2017	TRIARCO ARTS & CRAFTS, LLC	\$57.10
117565	09/15/2017	TRUMARK FINANCIAL CREDIT UNION	\$5,437.00
117566	09/15/2017	TUITION ACCOUNT PROGRAM	\$50.00
117704	09/15/2017	U S FOODSERVICE INC	\$577.83
117705	09/15/2017	U S GAMES	\$463.93
117706	09/15/2017	UNIVERSITY MUSIC SERVICE	\$2,010.24
117707	09/15/2017	VEX ROBOTICS, INC.	\$5,349.68
117708	09/15/2017	VIVIANI, TREVOR	\$1,536.00
117709	09/15/2017	VOYAGER/SOPRIS	\$2,097.00
117710	09/15/2017	W. COLSTON LEIGH, INC.	\$10,000.00
117711	09/15/2017	WASTE MANAGEMENT OF PENNA	\$4,327.20
117712	09/15/2017	WILSON WENDI	\$29.99
117714	09/15/2017	WINDSTREAM HOLDINGS, INC.	\$1,241.38
117713	09/15/2017	WINDSTREAM HOLDINGS, INC.	\$1,890.52
117715	09/15/2017	WM LAMPTRACKER, INC	\$654.00
117716	09/18/2017	SHANNON C WEISS	\$891.74
117718	09/22/2017	21ST CENTURY MEDIA	\$27.20
117717	09/22/2017	21ST CENTURY MEDIA	\$205.47
117719	09/22/2017	2480 LLC	\$10,658.89
117720	09/22/2017	A.N. LYNCH CO., INC.	\$22,887.75
117721	09/22/2017	A.Q.M. ELECTRICAL	\$2,550.40
117722	09/22/2017	AARON SOLUTIONS COMPANY	\$7,324.00
117723	09/22/2017	ANGELO'S CLEANING INC	\$680.35
117724	09/22/2017	ANIXTER INC	\$1,100.96
117725	09/22/2017	APEX LEARNING	\$1,060.00

TREDYFFRIN EASTTOWN SCHOOL DISTRICT  
CHECK REGISTER  
FROM 9/1/17 TO 9/30/17

Check Number	Check Date	Vendor Name	Transaction Amount
117726	09/22/2017	APPLIED VIDEO TECHNOLOGY INC	\$46,428.00
117727	09/22/2017	ARASAPPAN SOMASUNDARAM	\$75.00
117728	09/22/2017	ASCD	\$38.97
117729	09/22/2017	ASIAN WORLD OF MARTIAL ARTS	\$53.09
117730	09/22/2017	BAIRD & RUDOLPH TIRE CO INC	\$27.80
117731	09/22/2017	BAROT MITALI	\$111.84
117732	09/22/2017	BELL, BEVERLY	\$1,020.00
117733	09/22/2017	BIO-RAD LABORATORIES	\$95.00
117734	09/22/2017	BLICK ART MATERIALS LLC	\$132.46
117735	09/22/2017	BLUE MOUNTAIN SCHOOL DISTRICT	\$43,353.77
117736	09/22/2017	BRENT AND KATHRYN LAPP	\$9,256.39
117737	09/22/2017	BROOKE, NANCY - PETTY CASH	\$345.26
117738	09/22/2017	BSN SPORTS	\$442.51
117739	09/22/2017	C & M REFRIGERATION	\$7,335.06
117740	09/22/2017	CAMCOR, INC.	\$12,734.44
117741	09/22/2017	CAPP INC	\$212.91
117742	09/22/2017	CDW COMPUTERS CENTERS INC	\$282.84
117743	09/22/2017	CENGAGE LEARNING	\$2,700.00
117744	09/22/2017	CHANDRU DURAIVELU	\$150.00
117745	09/22/2017	CHESTER COUNTY I U	\$12,276.07
117746	09/22/2017	CHILDREN'S PLUS INC.	\$1,430.15
117747	09/22/2017	CHS STUDENT ACTIVITY FUND	\$900.00
117748	09/22/2017	CLEMENS UNIFORM	\$68.32
117749	09/22/2017	COLONIAL ELECTRIC SUPPLY CO IN	\$1,822.22
117750	09/22/2017	COMMUNITY FLOOR, INC	\$19.99
117751	09/22/2017	CONESTOGA HIGH SCHOOL	\$2,000.00
117752	09/22/2017	CONSTELLATION NEW ENERGY	\$2,673.28
117753	09/22/2017	CORWIN PRESS INC	\$62.85
117754	09/22/2017	COUNTRYREPORTS.ORG	\$108.00
117755	09/22/2017	DALEY + JALBOOT ARCHITECTS, INC.	\$30,665.06
117756	09/22/2017	DANIEL KATZ	\$34.89
117757	09/22/2017	DEAN SEMAN	\$178.80
117758	09/22/2017	DONALD E REISINGER INC	\$43,141.97
117759	09/22/2017	DUANE AMENDOLA	\$2,451.82
117760	09/22/2017	DUANE AMENDOLA	\$593.95
117761	09/22/2017	DUFF SUPPLY COMPANY	\$7,944.65
117762	09/22/2017	EDULOG	\$621.00
117763	09/22/2017	EPS/SCHOOL SPECIALTY LITERACY & INT	\$312.95
117764	09/22/2017	FLAGHOUSE INC	\$36.80
117765	09/22/2017	FOLLETT SCHOOL SOLUTIONS, INC.	\$4,659.70
117766	09/22/2017	GE MONEY BANK/AMAZON	\$14.03
117767	09/22/2017	GENERAL BINDING CORP	\$720.00
117768	09/22/2017	GEORGE'S WATER ICE, INC.	\$1,783.61
117769	09/22/2017	GLOBAL DATA CONSULTANTS, LLC	\$1,748.00
117770	09/22/2017	GOPHER SPORT	\$227.35
117771	09/22/2017	HEALTH MATS CO	\$1,229.40
117772	09/22/2017	HEINEMANN	\$1,111.69
117773	09/22/2017	HILLYARD - DELAWARE VALLEY	\$368.03
117774	09/22/2017	HMH SUPPLEMENTAL	\$573.41
117775	09/22/2017	HOMA S. TAVANGAR	\$300.00



TREDYFFRIN EASTTOWN SCHOOL DISTRICT  
CHECK REGISTER  
FROM 9/1/17 TO 9/30/17

Check Number	Check Date	Vendor Name	Transaction Amount
117777	09/22/2017	INTERSTATE MAINTENANCE CORP	\$4,284.28
117778	09/22/2017	J W PEPPER & SON INC	\$1,211.68
117779	09/22/2017	JAMES BANKERT	\$410.67
117780	09/22/2017	JANELLE PUBLICATIONS INC	\$138.60
117781	09/22/2017	JIM MURRAY	\$200.00
117782	09/22/2017	JUNIOR LIBRARY GUILD	\$238.70
117783	09/22/2017	KAPLAN EARLY LEARNING COMPANY	\$171.96
117784	09/22/2017	KELLY`S SPORTS LTD	\$563.20
117785	09/22/2017	KEYSTONE PROTECTION INDUSTRIES	\$1,408.50
117786	09/22/2017	KNIGHT BROTHERS INC	\$15,945.95
117787	09/22/2017	KRISTINE GREGG	\$60.30
117788	09/22/2017	KRONOS INCORPORATED	\$15,761.26
117789	09/22/2017	KURTZ BROS	\$904.62
117790	09/22/2017	L.J. PAOLELLA CONSTRUCTION, INC.	\$152,352.90
117791	09/22/2017	LAKESHORE LEARNING MATERIALS	\$2,034.36
117792	09/22/2017	MAGRUDER HIGH SCHOOL	\$385.00
117793	09/22/2017	MAIN LINE MOWER INC	\$70.70
117794	09/22/2017	MANAGEMENT INTERNATIONAL, ENGINEERS	\$3,480.00
117795	09/22/2017	MARY SANDIN	\$150.00
117817	09/22/2017	MATT SMONDROWSKI - PETTY CASH	\$388.35
117796	09/22/2017	MR. MICHAEL WIEMUTH/MS. LILIANE MIN	\$30,300.00
117797	09/22/2017	MS CATHERINE ARTHEY	\$16.99
117798	09/22/2017	MS STACEY CHONG	\$5.99
117799	09/22/2017	MUSIC & ARTS CENTER	\$42.76
117800	09/22/2017	MUSIC IN MOTION	\$349.24
117801	09/22/2017	NAPA PARTS SERVICE COMPANY	\$33.14
117802	09/22/2017	NASCO	\$201.93
117803	09/22/2017	NATIONAL ART & SCHOOL SUPPLIES	\$608.95
117804	09/22/2017	OFFICE BASICS INC	\$1,055.14
117805	09/22/2017	OFFICE DEPOT	\$7,581.66
117806	09/22/2017	OFFSET SERVICE & SALES CO	\$821.70
117807	09/22/2017	ORIENTAL TRADING COMPANY INC	\$335.15
117808	09/22/2017	PANERA BREAD COMPANY	\$210.07
117809	09/22/2017	PCA INDUSTRIAL & PAPER SUPPLIE	\$2,658.20
117810	09/22/2017	PECO ENERGY COMPANY	\$3,275.91
117811	09/22/2017	PENN HOLO SAW	\$66.49
117812	09/22/2017	PENNA INTERSCHOLASTIC ATHLETIC	\$625.00
117813	09/22/2017	PENNEWILL MISTY	\$209.00
117814	09/22/2017	PERKINS/T P TRAILERS	\$189.48
117815	09/22/2017	PERSONAL HEALTH CARE INC	\$1,809.56
117816	09/22/2017	PETROLEUM TRADERS CORPORATION	\$13,383.43
117819	09/22/2017	PIONEER MANUFACTURING COMPANY	\$2,016.00
117820	09/22/2017	PREMIER SCHOOL AGENDAS	\$191.60
117821	09/22/2017	PRESTON DAVE	\$1,708.58
117822	09/22/2017	PROASYS	\$1,925.00
117823	09/22/2017	PROFESSIONAL DUPLICATING, INC.	\$2,943.06
117824	09/22/2017	PROFORMA VINDEE ASSOCIATES	\$220.50
117825	09/22/2017	PROSHRED SECURITY	\$45.00
117826	09/22/2017	PYRAMID SCHOOL PRODUCTS	\$3,160.40
117827	09/22/2017	QUILL CORPORATION	\$73.00

TREDYFFRIN EASTTOWN SCHOOL DISTRICT  
CHECK REGISTER  
FROM 9/1/17 TO 9/30/17

Check Number	Check Date	Vendor Name	Transaction Amount
117828	09/22/2017	REALLY GOOD STUFF INC	\$307.36
117829	09/22/2017	RECONSTRUCTIVE ORTHOPEDIC	\$47,126.62
117830	09/22/2017	RICOH USA INC	\$1,891.20
117831	09/22/2017	ROGERS MECHANICAL COMPANY	\$8,878.65
117832	09/22/2017	SAFEGUARD BUSINESS SYSTEM	\$889.63
117833	09/22/2017	SCHOOL OUTFITTERS	\$286.64
117834	09/22/2017	SCHOOL SPECIALTY, INC.	\$1,120.23
117835	09/22/2017	SCHOOL SPECIALTY, INC.	\$330.24
117837	09/22/2017	SCHOOL SPECIALTY, INC.	\$655.60
117836	09/22/2017	SCHOOL SPECIALTY, INC.	\$84.83
117838	09/22/2017	SETON IDENTIFICATION PRODUCTS	\$192.71
117839	09/22/2017	SHELBI LINDROS	\$2,340.00
117840	09/22/2017	SHEP'S YARD INC	\$18.00
117841	09/22/2017	SOURAV DEBROY	\$75.00
117842	09/22/2017	STANDARD STATIONERY SUPPLY CO	\$81.13
117843	09/22/2017	STENHOUSE PUBLISHERS	\$175.00
117818	09/22/2017	STEVE CUTCHER - PETTY CASH	\$671.59
117844	09/22/2017	STRATIX SYSTEMS CORPORATE HEADQTRS	\$2,028.00
117776	09/22/2017	SUPPLYWORKS	\$536.25
117845	09/22/2017	T FRANK MCCALLS INC	\$473.00
117846	09/22/2017	T/E SCHOOL DISTRICT	\$872.35
117847	09/22/2017	TANGIBLE PLAY, INC	\$676.00
117848	09/22/2017	TARGET SPECIALTY PRODUCTS	\$225.11
117849	09/22/2017	TAYLOR'S MUSIC STORES & STUDIOS	\$179.00
117850	09/22/2017	TERRAPIN	\$593.76
117851	09/22/2017	THE CERAMIC SHOP	\$227.25
117852	09/22/2017	THE HARDWARE CENTER INC	\$660.05
117853	09/22/2017	THE HON COMPANY	\$4,287.92
117854	09/22/2017	TIMOTHY ANDREL, ALISON ANDREL	\$1,973.55
117855	09/22/2017	TIMOTHY ANDREL, ALISON ANDREL	\$318.73
117856	09/22/2017	TOM'S WAY INC/VARIZOOM	\$45.00
117857	09/22/2017	TOTAL RENTAL, D/B/A	\$1,148.03
117858	09/22/2017	TOWLE WENDY	\$889.00
117859	09/22/2017	TREDYFFRIN TOWNSHIP	\$1,920.00
117860	09/22/2017	TRIARCO ARTS & CRAFTS, LLC	\$150.32
117861	09/22/2017	TRIUMPH LEARNING	\$341.27
117862	09/22/2017	UNITED PARCEL SERVICE	\$51.60
117863	09/22/2017	UNITED REFRIGERATION INC	\$102.80
117864	09/22/2017	UNIVERSITY MUSIC SERVICE	\$123.24
117865	09/22/2017	VIJAY RAM VEERASWAMY	\$150.00
117866	09/22/2017	VIRCO MFG CORPORATION	\$4,948.00
117867	09/22/2017	VOCABULARYSPELLINGCITY	\$225.00
117868	09/22/2017	W W GRAINGER'S INC	\$889.24
117869	09/22/2017	WEX BANK	\$5,286.19
117870	09/22/2017	WILLIAM TENNENT HIGH SCHOOL	\$200.00
117871	09/22/2017	WILLS REBECCA	\$1,000.00
117872	09/22/2017	WILSON LANGUAGE TRAINING CORP.	\$241.38
117873	09/22/2017	WORLD BOOK INC	\$690.00
117874	09/22/2017	WVBC CONDOMINIUM ASSN., INC.	\$5,260.19
117875	09/22/2017	YINGQUN MAO	\$150.00

TREDYFFRIN EASTTOWN SCHOOL DISTRICT  
CHECK REGISTER  
FROM 9/1/17 TO 9/30/17

Check Number	Check Date	Vendor Name	Transaction Amount
117884	09/29/2017	3B SERVICES, INC.	\$6,690.00
117885	09/29/2017	AARON SOLUTIONS COMPANY	\$6,374.00
117886	09/29/2017	ACCOMMODATING MIKROWAVE OF PA INC	\$195.95
117887	09/29/2017	ANNE LEITH	\$75.00
117888	09/29/2017	ASCD	\$128.73
117889	09/29/2017	B & H PHOTO VIDEO INC	\$1,012.22
117890	09/29/2017	BAIRD & RUDOLPH TIRE CO INC	\$72.00
117891	09/29/2017	BARNES & NOBLE BOOKSTORES INC	\$1,466.64
117892	09/29/2017	BELL, BEVERLY	\$170.00
117876	09/29/2017	BENEFIT ALLOCATION SYSTEMS	\$7,940.95
117877	09/29/2017	BENEFIT ALLOCATION SYSTEMS	\$12,432.03
117893	09/29/2017	BENEFIT ALLOCATION SYSTEMS INC	\$1,150.77
117894	09/29/2017	BEST BUY BUSINESS ADVANTAGE ACCT	\$8,499.00
117895	09/29/2017	BETSY BLAIR KENNERLY	\$2,329.31
117897	09/29/2017	BILINGUAL DICTIONARIES	\$46.85
117898	09/29/2017	BSN SPORTS	\$825.99
117899	09/29/2017	CAMCOR, INC.	\$8,045.19
117900	09/29/2017	CARLEX	\$81.70
117901	09/29/2017	CAROLINA BIOLOGICAL SUPPLY CO	\$115.57
117902	09/29/2017	CDW COMPUTERS CENTERS INC	\$968.53
117903	09/29/2017	CHILDSWORK/CHILDSPLAY	\$242.50
117904	09/29/2017	CLEMENS UNIFORM	\$68.32
117905	09/29/2017	COMCAST CABLE	\$23.22
117906	09/29/2017	CONSTELLATION NEW ENERGY	\$3,546.99
117907	09/29/2017	DARYL TUBBS	\$150.00
117908	09/29/2017	DELL MARKETING LP	\$459.97
117909	09/29/2017	DELTA DENTAL	\$48,273.07
117910	09/29/2017	EAST WHITELAND TOWNSHIP POLICE DEPT	\$600.00
117911	09/29/2017	EDUCERE, LLC	\$2,196.00
117912	09/29/2017	ELMER SCHULTZ SERVICES INC	\$710.50
117913	09/29/2017	EPLUS TECHNOLOGY OF PA, INC	\$1,578.39
117914	09/29/2017	ER ZHOU	\$1,997.74
117915	09/29/2017	ER ZHOU	\$322.63
117878	09/29/2017	FLITE	\$127.64
117916	09/29/2017	FOX ROTHCHILD, LLP	\$241.50
117917	09/29/2017	FUNK, DORIS	\$72.00
117918	09/29/2017	GE MONEY BANK/AMAZON	\$1,655.45
117919	09/29/2017	GEORGE KRAPP & SONS INC	\$119,393.24
117920	09/29/2017	HAMID RAFIQ	\$150.00
117921	09/29/2017	HEALTH MATS CO	\$1,280.19
117922	09/29/2017	HILLYARD - DELAWARE VALLEY	\$335.00
117923	09/29/2017	IPEVO	\$931.50
117924	09/29/2017	ITS NEOPOST, INC	\$58.75
117925	09/29/2017	IXL LEARNING, INC.	\$349.00
117926	09/29/2017	J W PEPPER & SON INC	\$342.24
117927	09/29/2017	KAVITA RAO	\$268.25
117928	09/29/2017	K-LOG	\$8,942.44
117929	09/29/2017	KURTZ BROS	\$361.19
117930	09/29/2017	LAKESHORE LEARNING MATERIALS	\$210.92
117931	09/29/2017	LEGO EDUCATION	\$320.73


TREDYFFRIN EASTTOWN SCHOOL DISTRICT  
CHECK REGISTER  
FROM 9/1/17 TO 9/30/17

Check Number	Check Date	Vendor Name	Transaction Amount
117932	09/29/2017	LETTS, NANCY	\$300.40
117933	09/29/2017	LITTLEWOOD, PATRICIA	\$210.00
117934	09/29/2017	MARAY CARAVERA	\$504.19
117935	09/29/2017	MARIA P FIALKO	\$50.00
117936	09/29/2017	MAXON	\$100.00
117937	09/29/2017	METUCHEN CENTER, INC.	\$92.75
117938	09/29/2017	MS. MEGHAN ROBERTSON	\$21.99
117939	09/29/2017	MUSIC & ARTS CENTER	\$209.78
117940	09/29/2017	MUSIC SALES DIGITAL SERVICES	\$1,225.00
117896	09/29/2017	O'BRIEN, BEVERLY	\$125.07
117941	09/29/2017	OCCUPATIONAL AND TRAVEL HEALTH	\$825.00
117942	09/29/2017	OFFICE DEPOT	\$9,438.16
117943	09/29/2017	PEARSON EDUCATION	\$1,445.44
117944	09/29/2017	PECO ENERGY COMPANY	\$30,945.93
117945	09/29/2017	POWERSCHOOL GROUP, LLC	\$0.00
117946	09/29/2017	PROASYS	\$400.00
117947	09/29/2017	PROFESSIONAL DUPLICATING, INC.	\$590.45
117948	09/29/2017	PROSHRED SECURITY	\$35.00
117949	09/29/2017	PYRAMID SCHOOL PRODUCTS	\$147.80
117950	09/29/2017	RITA THOMPSON	\$150.00
117951	09/29/2017	S A N E	\$634.55
117952	09/29/2017	SCHOLASTIC TEACHING RESOURCES	\$1,064.05
117953	09/29/2017	SCHOOL HEALTH CORP	\$484.92
117954	09/29/2017	SCHOOL SPECIALTY, INC.	\$762.96
117955	09/29/2017	SHEFFIELD POTTERY INC	\$1,063.50
117956	09/29/2017	SLOBOJAN MARIE	\$127.65
117957	09/29/2017	STAR VALUATION SERVICES LLC	\$750.00
117958	09/29/2017	SUNLIFE ASSURANCE CO OF CANADA	\$2,342.85
117879	09/29/2017	T.E.E.A.	\$22,984.90
117880	09/29/2017	T.E.E.A.-P.A.C.E.	\$412.30
117881	09/29/2017	T.E.N.I.G.	\$2,238.53
117959	09/29/2017	THAMES AND KOSMOS	\$1,842.63
117960	09/29/2017	TIEDE SUSAN	\$412.08
117961	09/29/2017	TODD PARKER	\$5,297.31
117962	09/29/2017	TREDYFFRIN TOWNSHIP	\$600.00
117882	09/29/2017	TRUMARK FINANCIAL CREDIT UNION	\$5,437.00
117883	09/29/2017	TUITION ACCOUNT PROGRAM	\$50.00
117963	09/29/2017	TURTLE CREEK GOLF CLUB	\$384.00
117964	09/29/2017	UNUM LIFE INSURANCE CO OF	\$1,510.60
117965	09/29/2017	VERIZON WIRELESS	\$5,801.52
117966	09/29/2017	VIDELOCK JOYCE	\$88.00
117967	09/29/2017	VIRCO MFG CORPORATION	\$482.93
117968	09/29/2017	WASTE MANAGEMENT OF PENNA	\$5,141.67
117969	09/29/2017	WATERS, DANIEL	\$90.40
117970	09/29/2017	WEST HEALTH ADVOCATE SOLUTIONS INC	\$2,467.50
117971	09/29/2017	WINDSTREAM HOLDINGS, INC.	\$467.36
117972	09/29/2017	WRIGHT, ELAINE	\$99.00
<b>SUBTOTAL</b>			<b>\$2,820,653.47</b>
Wire	09/30/2017	ACME	\$320.93
Wire	09/30/2017	PAUC	\$6,666.38

TREDYFFRIN EASTTOWN SCHOOL DISTRICT  
CHECK REGISTER  
FROM 9/1/17 TO 9/30/17

Check Number	Check Date	Vendor Name	Transaction Amount
Wire	09/30/2017	PSERS	\$5,823,690.20
Wire	09/30/2017	Reschini	\$780.00
Wire	09/30/2017	Reschini	\$205,894.07
Wire	09/30/2017	Reschini	\$143,145.09
Wire	09/30/2017	Reschini	\$160,359.80
Wire	09/30/2017	Reschini	\$115,710.62
Wire	09/30/2017	Reschini	\$157,779.18
<b>TOTAL</b>			<b>\$9,434,999.74</b>

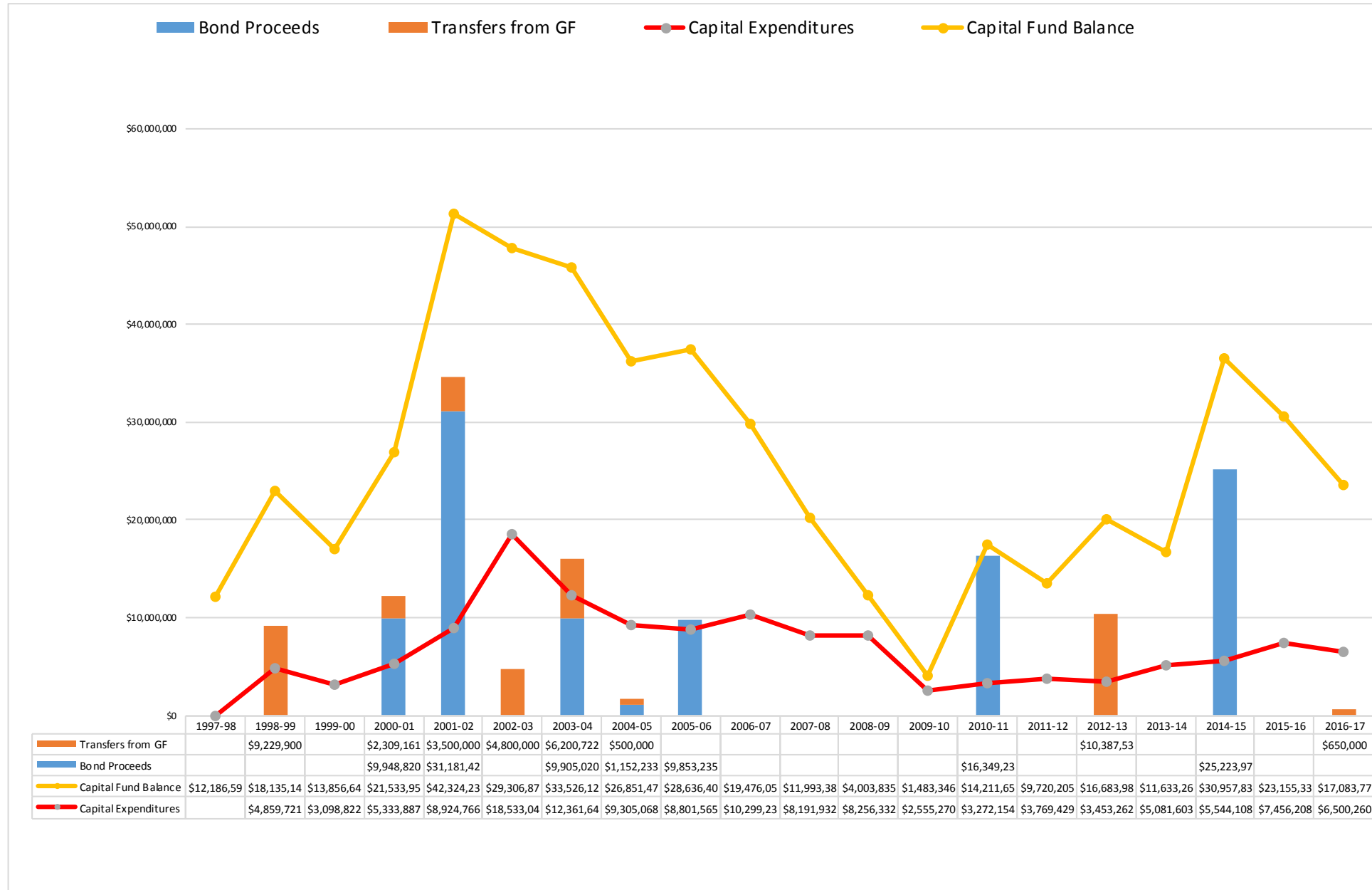
I CERTIFY THAT I HAVE REVIEWED ALL PAYMENTS AS PRESENTED ON THIS REPORT.


10/11/17  
 \_\_\_\_\_  
 Arthur McDonnell, Business Manager                      Date

**TREDYFFRIN/EASTTOWN SCHOOL DISTRICT  
TRUST FUND  
September, 2017**

BEGINNING FUND BALANCE	\$39,563.03
DEPOSITS	26.25
DISBURSEMENTS	<hr/>
ENDING BALANCE	\$39,589.28

# Capital Project Funding and Expenditures





# FY 2016-17 Budget and Year-end Projection

		A	B
		Budget	Projection
	Revenues	2016-2017	2016-2017
1	Total Revenue from Local Sources	\$107,243,388	\$109,127,329
2	Revenue from State Sources	\$12,090,861	\$12,747,115
3	PSERS Subsidy from State	\$8,363,547	\$8,353,967
4	Total Revenue from Federal Sources	\$805,946	\$805,946
5	<b>Total Revenues</b>	<b>\$128,503,741</b>	<b>\$131,034,357</b>
	Expenditures		
6	Salaries	\$57,654,052	\$57,654,052
7	Benefits	\$15,882,851	\$15,882,851
8	PSERS Expenditures	\$16,727,093	\$16,727,093
9	Other Expenditures	\$39,006,396	\$40,356,396
10	Transfer to Capital Fund	\$0	\$1,200,000
11	<b>Total Expenditures</b>	<b>129,270,392</b>	<b>131,820,392</b>
12	<b>Budget Imbalance</b>	<b>(\$766,651)</b>	<b>(\$786,035)</b>
13	Beginning General Fund Balance	\$32,886,803	\$32,886,803
14	Change/Use of Fund Balance	(\$766,651)	(\$786,035)
15	Ending General Fund Balance	\$32,120,152	\$32,100,768

Slide Originally Presented at  
 May 9, 2017 Finance  
 Committee Meeting

← This amount exceeds the authorized spending amount of \$131,270,392 by \$550,000

← If projection holds, Transfer to Capital Fund would be reduced to \$650,000





# FY 2016-17 Budget and Year-end Projection

		A	B
		Budget	Projection
	Revenues	2016-2017	2016-2017
1	Total Revenue from Local Sources	\$107,243,388	\$109,522,454
2	Revenue from State Sources	\$12,090,861	\$12,630,028
3	PSERS Subsidy from State	\$8,363,547	\$8,470,951
4	Total Revenue from Federal Sources	\$805,946	\$480,347
5	<b>Total Revenues</b>	<b>\$128,503,741</b>	<b>\$131,103,780</b>
	Expenditures		
6	Salaries	\$57,654,052	\$57,396,962
7	Benefits	\$15,882,851	\$16,516,485
8	PSERS Expenditures	\$16,727,093	\$16,753,060
9	Other Expenditures	\$39,006,396	\$39,930,350
10	Transfer to Capital Fund	\$0	\$673,535
11	<b>Total Expenditures</b>	<b>129,270,392</b>	<b>131,270,392</b>
12	<b>Budget Imbalance</b>	<b>(\$766,651)</b>	<b>(\$166,612)</b>
13	Beginning General Fund Balance	\$32,886,803	\$32,886,803
14	Change/Use of Fund Balance	(\$766,651)	(\$166,612)
15	<b>Ending General Fund Balance</b>	<b>\$32,120,152</b>	<b>\$32,720,191</b>

← Opportunity to transfer \$673,535 to the Capital Fund

← The authorized spending amount is \$131,270,392.

<i>Date</i>	<b>2018 – 2019 Budget Calendar Activity</b>	<b>DRAFT Responsibility</b>
October 16, 2017	Finance Committee Meeting	Finance Committee
October 23, 2017	Regular School Board Meeting	School Board
November 7, 2017	Election Day	
November 13, 2017	Regular School Board Meeting	School Board
November 14, 2017	Finance Committee Meeting	Finance Committee
<b>November 16, 2017</b>	<b><u>Act 511 Deadline</u> - District must notify Townships of intent to levy an Act 511 Earned Income Tax (EIT) beginning July 1, 2018 (2018-19 fiscal year)</b>	<b>School Board</b>
December 4, 2017	Organizational School Board Meeting	School Board
December 12, 2017	Finance Committee Meeting – (Tentative) present proposed Preliminary Budget for FY2018-19 prior to release for public inspection. Present estimate of eligible exceptions to Act 1 index.	Finance Committee
December 27, 2017	<u>Deadline</u> – PDE must notify school districts of AFR data to be used in calculating referendum exception	PDE
December 29, 2017	<u>Act 1 Deadline</u> – Notify property owners of the homestead/farmstead exclusion by first class mail (Deadline – 60 days prior to March 1)	Administration
January 2, 2018	Special School Board Meeting – Review and authorize the Administration to display the FY 2018-19 Preliminary Budget that could include eligible exceptions to the Act 1 index OR adopt a resolution indicating that taxes will not be raised above the index (Act 1 Deadline is January 26, 2018 – 110 days prior to election)	School Board
January 8, 2018	<u>Act 1 Deadline</u> – School District to submit to PDE resolution indicating that taxes will not be raised above the Act 1 index if adopted at January 2, 2018 meeting (Deadline – 5 days after adoption)	Administration
January 12, 2018	School District will give public notice of its intent to adopt the FY2018-19 proposed Preliminary Budget unless a resolution indicating that taxes will not be raised above the Act 1 index was adopted (Deadline – 10 days prior to preliminary budget adoption on January 22, 2018)	Administration
January 16, 2018	Finance Committee Meeting (Tentative)	Finance Committee

**2018 – 2019 Budget Calendar**

**DRAFT**

<i>Date</i>	<i>Activity</i>	<i>Responsibility</i>
January 18, 2018	PDE deadline to notify School District that adopted opt out resolution whether the proposed tax rates are equal to or less than Act 1 index, if opt out resolution adopted at January 3, 2018 meeting and submitted to PDE on January 8, 2018 (Deadline 10 days after receipt of opt out resolution)	PDE
January 22, 2018	Regular School Board Meeting – adopt the FY 2018-19 Preliminary Budget that could include eligible exceptions to the Act 1 index unless a resolution indicating that taxes will not be raised above the Act 1 index was adopted	School Board
January 29, 2018	School Districts to submit Preliminary Budget Proposal to PDE for review if adopted at January 22, 2018 meeting (Deadline – 5 days after adoption)	Administration
February 13, 2018	Finance Committee Meeting (Tentative)	Finance Committee
February 14, 2018	<u>Act 1 Deadline</u> – for School Districts to adopt the FY2018-19 Preliminary Budget unless resolution was adopted indicating that taxes will not be raised above the Act 1 index (Deadline – 90 days prior to election)	School Board
February 19, 2018	<u>Act 1 Deadline</u> – for School District to submit information on tax increase to PDE on PDE form (Deadline – 85 days prior to election)	Administration
February 23, 2018	<u>Act 1 Deadline</u> – If filing for exceptions, School Districts publish notice of intent to file for exceptions with PDE (Deadline – no later than 7 days prior to filing for exceptions)	Administration
February 26, 2018	Regular School Board Meeting	School Board
March 1, 2018	<u>Act 1 Deadline</u> – for property owners to submit Homestead/Farmstead Applications	
March 1, 2018	<u>Act 1 Deadline</u> – If seeking exceptions, School Districts must seek PDE approval for exceptions	Administration
March 1, 2018	<u>Act 1 Deadline</u> – for PDE to tell School District whether it needs to decrease tax increase or seek exceptions (Deadline – 75 days prior to election)	
March 12, 2018	Finance Committee Meeting/Budget Workshop	Fin Cmte/Sch Board
March 16, 2018	<u>Act 1 Deadline</u> – School Districts that have not submitted for exceptions may submit a referendum question to the County Board of Elections seeking to raise taxes above the Act 1 index. If the District wishes to go above the index plus the amount of any	School Board/Admin

**2018 – 2019 Budget Calendar**

**DRAFT**

*Date*

*Activity*

*Responsibility*

exceptions, a referendum question must be submitted for inclusion on May 15, 2018 Primary Election ballot

**Act 1 Deadline – School Districts must submit a referendum question regarding EIT to the County Board of Elections for inclusion on May 15, 2018 Primary Election ballot (Deadline – 60 days prior to election)**

March 19, 2018	Regular School Board Meeting	School Board
March 21, 2018	<b><u>Act 1 Deadline</u> – Deadline for PDE to rule on School District request for referendum exceptions (Deadline – 55 days prior to election)</b>	PDE
March 26, 2018	<b><u>Act 1 Deadline</u> – If exceptions are denied by PDE, the School District may submit a referendum question seeking voter approval to increase the rate of taxes by more than the Act 1 index to County Board of Elections for inclusion on May 15, 2018 Primary Election ballot (Deadline – 50 days prior to election)</b>	Administration
April 16, 2018	Finance Committee Meeting/Budget Workshop	Fin Cmte/Sch Board
April 23, 2018	Regular School Board Meeting– present and adopt Proposed Final Budget for FY2018-19. School Board must certify Proposed Final Budget complies with requirements of Section 687 of School Code (School Code Deadline – 30 days prior to adoption of the final budget)	School Board
May 1, 2018	<b><u>Act 1 Deadline</u> – for PDE to notify School District of the amount of Property Tax Reduction Allocation.</b>	PDE
May 1, 2018	Deadline for County Assessor to submit Homestead/Farmstead report to School District	
<b>May 4, 2018</b>	<b>Deadline for publication of first notice of proposed EIT if EIT referendum is on May 15, 2018 primary election ballot.</b>	<b>Administration</b>
May 8, 2018	Finance Committee Meeting (Tentative)	Finance Committee
<b>May 11, 2018</b>	<b>Deadline for publication of second notice of proposed EIT if EIT referendum is on May 15, 2018 primary election ballot.</b>	<b>Administration</b>
May 15, 2018	Primary Election	

<i>Date</i>	<b>2018 – 2019 Budget Calendar Activity</b>	<b>DRAFT Responsibility</b>
<b>May 18, 2018</b>	<b>Deadline for publication of third and final notice of proposed EIT if EIT referendum on May 15, 2018 primary election ballot passed.</b>	<b>Administration</b>
May 21, 2018	Regular School Board Meeting	School Board
May 22, 2018	TE School Board will make its FY2018-19 Proposed Final Budget available for public inspection (School Code Deadline is 20 days prior to adoption of final budget)	Administration
May 30, 2018	Special Board Meeting – approval of 2018 Graduates	School Board
<b>Prior to May 31, 2018</b>	<b><u>Act 511 Deadline</u> – If EIT Referendum passes, TE Board must adopt resolution levying EIT (Note– Requires advertising in newspaper of general circulation and legal journal one per week for three weeks prior to adoption)</b>	<b>School Board</b>
May 31, 2018	<b><u>Act 1 Deadline</u> – Districts may, by resolution, reject the property tax reduction allocation from the PDE (Deadline – within 30 days of notification from PDE)</b>	School Board
<b>June 1, 2018</b>	<b><u>Act 511 Deadline</u> – If EIT referendum passes, DCED must receive notice from School Districts via certified mail of new EIT beginning July 1, 2018</b>	<b>School Board/Admin</b>
June 1, 2018	<b><u>School Code Deadline</u> - The School Board must give public notice of its intent to adopt the FY2018-19 Final Budget (School Code Deadline is 10 days prior to adoption of final budget)</b>	School Board/Admin
June 4, 2018	<b><u>Act 1 Deadline</u> – Notify PDE of rejection of property tax reduction allocation (Deadline - within 5 days of resolution adoption)</b>	School Board/Admin
June 5, 2018	Finance Committee Meeting (Tentative)	Finance Committee
June 11, 2018	Regular School Board Meeting – adopt Final Budget for FY2018-19, tax levy, and resolution implementing the homestead/farmstead exclusion	School Board
June 26, 2018	<b><u>School Code Deadline</u> – School District must submit Final Budget to PDE (School Code Deadline is within 15 days of approval of Final Budget)</b>	Administration

**2018 – 2019 Budget Calendar**

**DRAFT**

***Date***

***Activity***

***Responsibility***

<b>June 30, 2018</b>	<b><u>School Code Deadline</u> – School Board must adopt FY2018-19 Final Budget by June 30, 2018. School Board must certify that the Final Budget complied with the requirements of Section 687 of the School Code</b>	<b>School Board</b>
<b>June 30, 2018</b>	<b><u>School Code Deadline</u> - School Board must adopt a resolution implementing the annual tax levy</b>	<b>School Board</b>
<b>June 30, 2018</b>	<b><u>Act 1 Deadline</u> – School Board must adopt a resolution implementing the homestead/farmstead exclusion for the following tax year</b>	<b>School Board</b>